



TEXAS
Department of Family
and Protective Services

FY20 Foster Care Needs Assessment and Capacity Building Plan

Region 4

Presentation



TEXAS
Department of Family
and Protective Services

- Purpose of needs assessment and changes from last year.
- Key data from FY20 report on capacity for region.
- Goals from last year's strategic capacity building plan and discussion about needed updates, if any, to goals and strategies based on FY20 report.
- Other data in needs assessment and how you can use it.



Purpose of Needs Assessment

1. Provide a broad roadmap and overview of substitute care needs to:
 - a. Inform annual regional substitute care capacity meetings.
 - b. Inform provider efforts to build capacity.
 - c. Focus on getting more children placed closer to home in family settings.



TEXAS
Department of Family
and Protective Services

Changes From Last Year

1. Data provided on estimated daily beds needed rather than a volume of placements over the course of a year.
2. Forecast provided through next biennium (FY22) rather than for just next year.
3. Additional data points included.



TEXAS
Department of Family
and Protective Services



TEXAS
Department of Family
and Protective Services

Data from FY20 Needs Assessment

Where Building Capacity Would Be Most Impactful

1. Collaborating to sustain or increase the rate of youth and children placed with relatives.
2. Increasing supply of basic/moderate placement services for youth and children.
3. Leveraging vacant but active foster home capacity to increase the number of children placed in their communities.



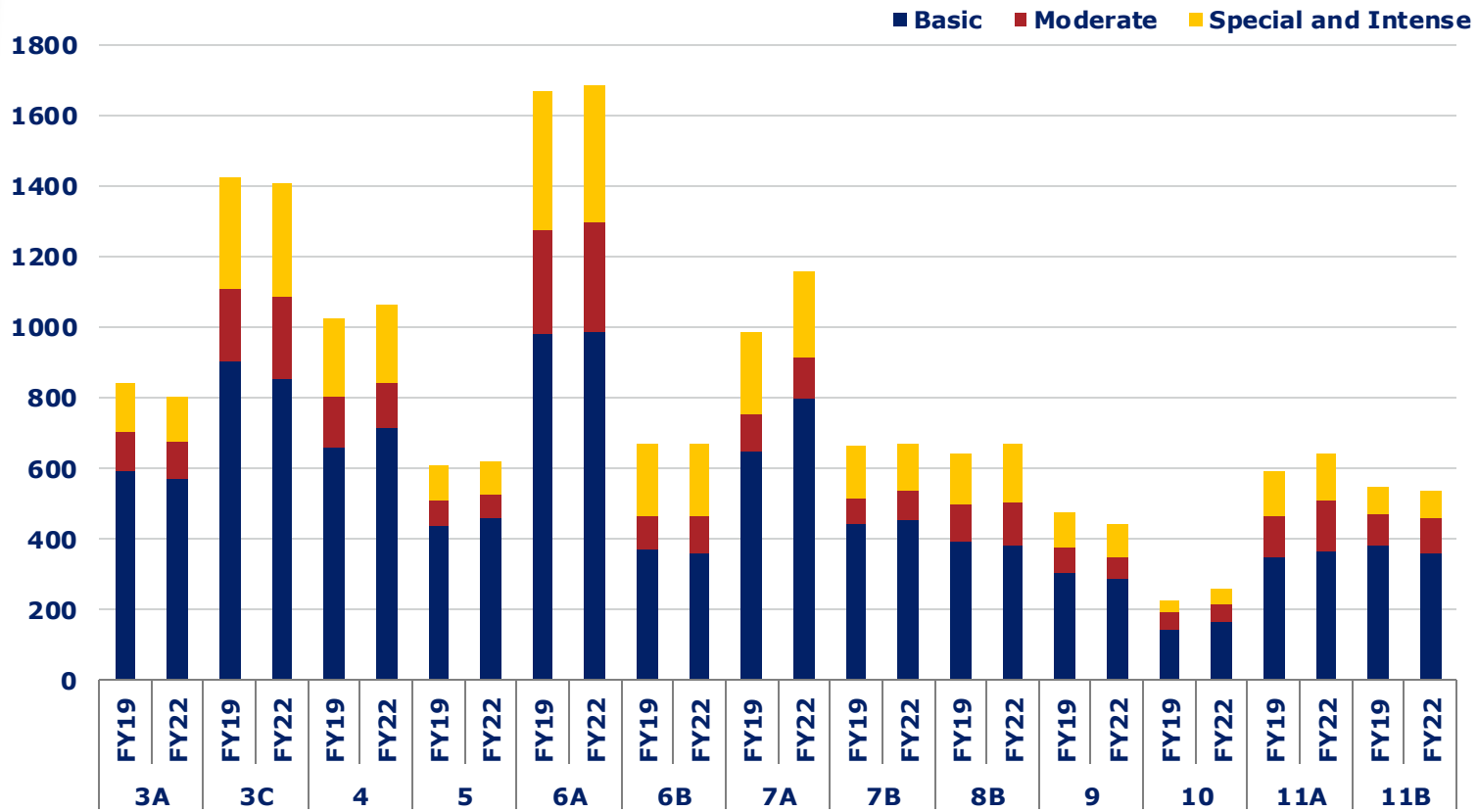
TEXAS

Department of Family
and Protective Services



Non-Relative Foster Care:

Only catchment areas 7A, 10, and 11A are forecasted to grow more than 5% from FY19 to FY22.

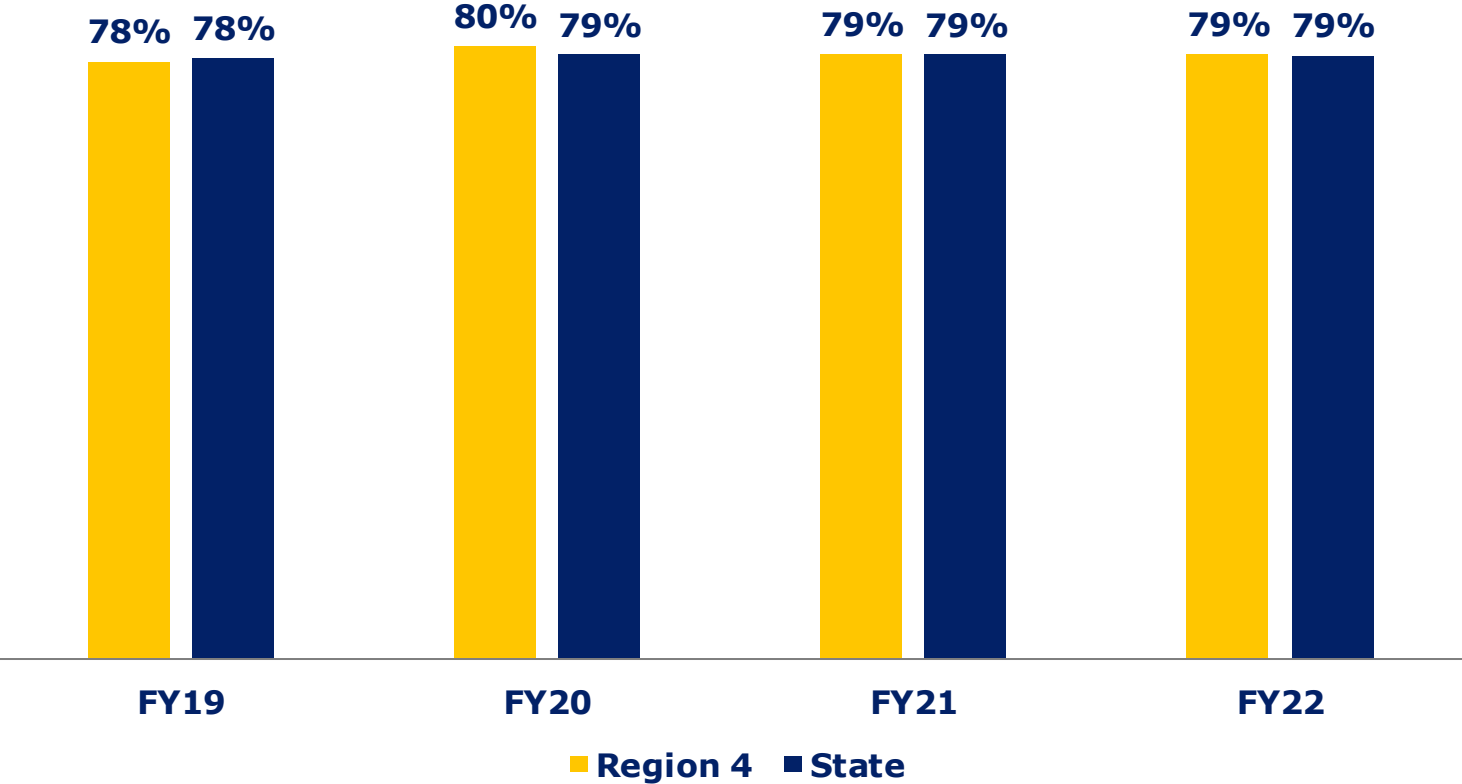




TEXAS
Department of Family
and Protective Services

Basic/Moderate:

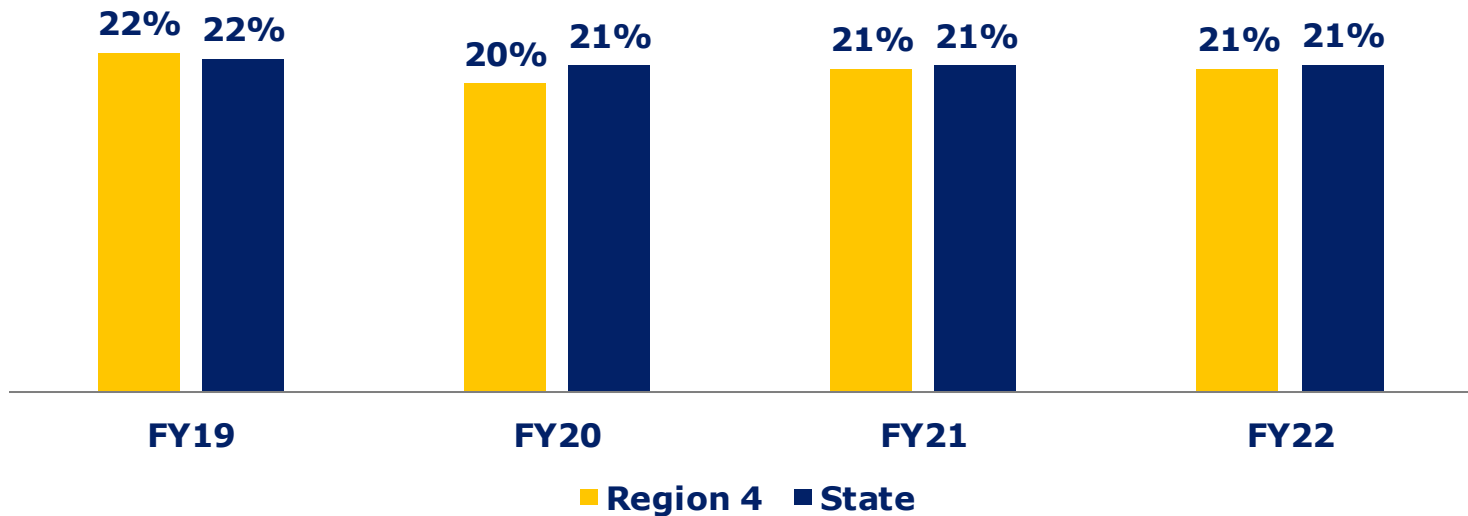
Forecasted daily demand in Region 4 is steady and trends with the state.





Specialized/Intense:

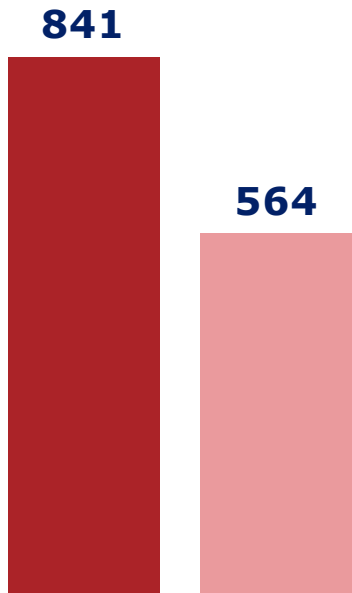
Forecasted daily demand in region is steady and trends with the state.






Basic/Moderate: 67% of Forecasted Demand Met

Overall Demand vs. Existing Foster Home Supply*



Youth 14 and Older vs. Existing Foster Home Supply



■ **FY22 Demand** ■ **FY19 Supply**

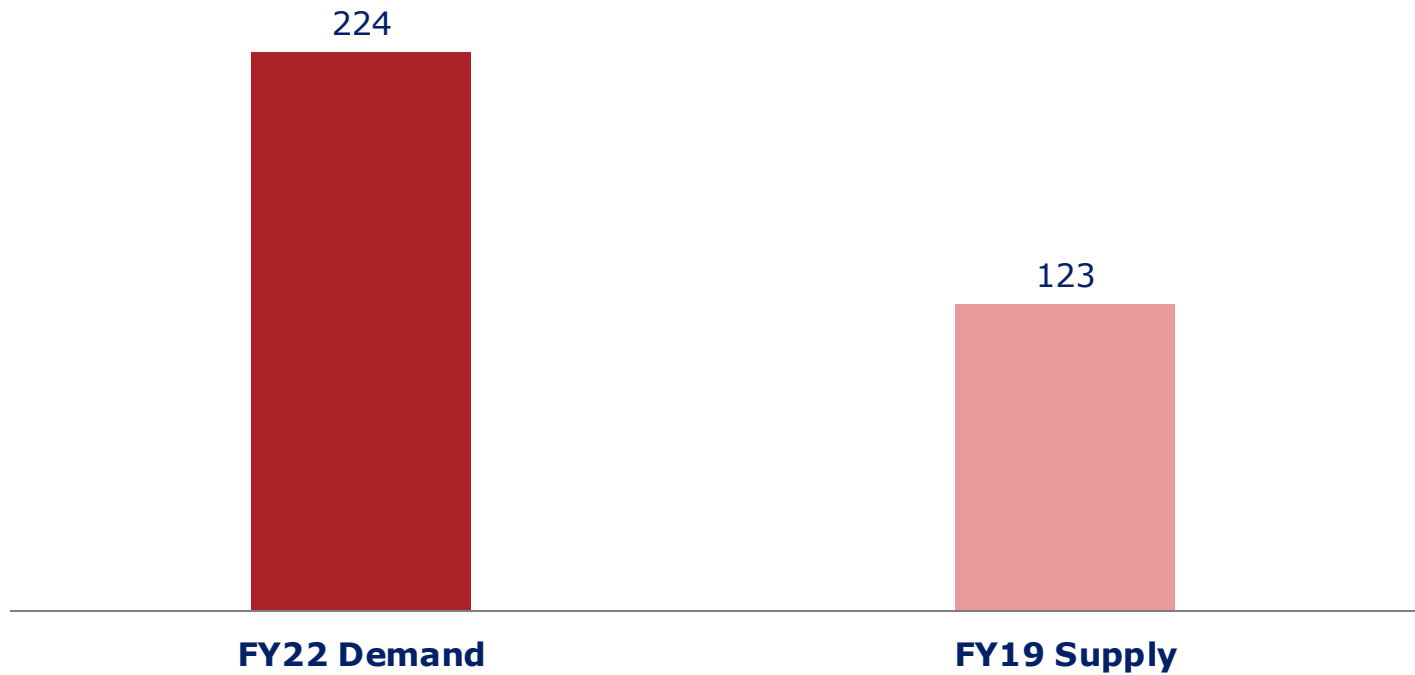
■ **FY22 Demand** ■ **FY19 Supply**

*includes GRO



TEXAS
Department of Family
and Protective Services

Specialized/Intense: 55% of Forecasted Demand Met





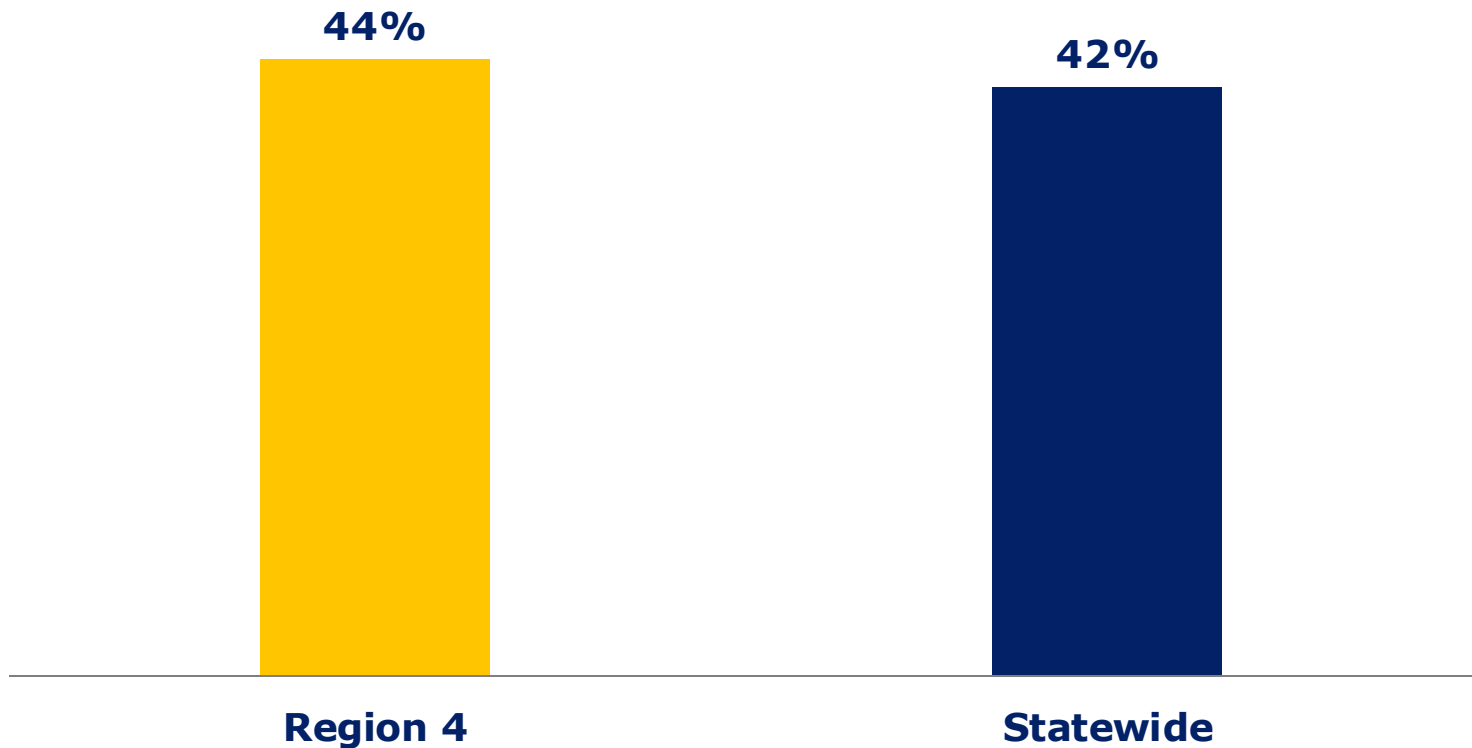
Supervised Independent Living (SIL): Forecasted Demand with No Current Supply



Kinship Placements



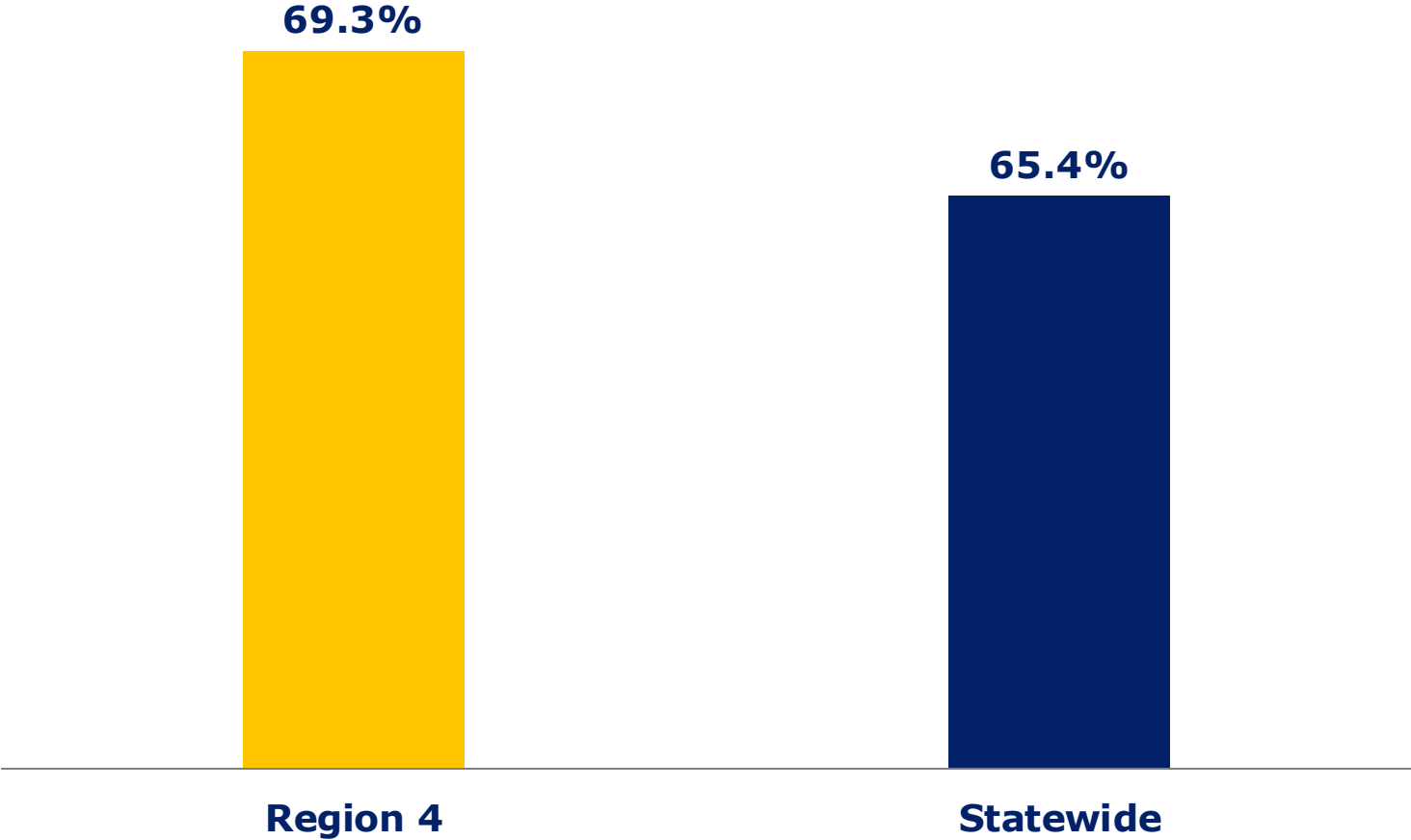
TEXAS
Department of Family
and Protective Services





TEXAS
Department of Family
and Protective Services

Percent of Siblings Placed Together – FY19 Average





TEXAS
Department of Family
and Protective Services

What's in the Needs Assessment?

Supplemental Information



TEXAS
Department of Family
and Protective Services

- There were active but vacant foster homes and beds in each catchment that could possibly be leveraged for additional supply without recruiting new homes.
 - R4 had **109** Active Basic/Moderate Foster Homes that were vacant on August 31, 2019 but had at least one placement within the last year.
 - R4 had an average of **1.71** children per Basic/Moderate Foster Home on August 31, 2019.
- As of August 31, 2019:
 - DFPS Foster Homes in R4 only accounted for 24% of the total homes in this region.
 - There were 23 contracted CPA's (2 out of 23 had more than 50 foster homes).
- The report helps to identify areas where there may or may not be providers who have needed resources to leverage economies of scale to support building new homes, especially for higher needs children.

Supplemental Information



TEXAS
Department of Family
and Protective Services

Appendix I – Cross Catchment Placements

- These tables show cross-catchment placements for each placement type by Level of Care (LOC) – includes children from CBC areas placed into non-CBC areas and placements from non-CBC areas into CBC areas.
- Help inform how cross-catchment placements may affect capacity needs with roll out of CBC and with building legacy foster care capacity.
- 73% of R4 Basic/Moderate LOC children were placed in non-relative foster homes within region on August 31, 2019.

Contiguous region placements:

- R3 12%
 - R5 3%
 - R7 <2%
- 38% of R4 Specialized/Intense LOC children were placed in non-relative foster homes within region on August 31, 2019.

Contiguous region placements:

- R3 21%
- R5 7%
- R7 <2%

Goals and Next Steps



TEXAS
Department of Family
and Protective Services



TEXAS

Department of Family
and Protective Services

Goal 1: Increase Capacity for Basic and Moderate Children

The region needs to increase capacity for basic and moderate children in both foster home placements as well as emergency placements.

Objective 1.1: Increase Awareness

- CPS and CPAs will conduct quarterly “Foster/Adopt Expos” in areas around the region using a standardized presentation with regional data
- CPS and CPAs will work with our regional faith-based partners to identify recruitment opportunities in all counties that will support foster care and adoption initiatives

Objective 1.2: Utilize Foster Parent Experience/Expertise

- Utilize current foster families in panels and Foster/Adopt Expos to promote the need for foster care placements
- Continue to approach current and former foster families to consider increasing capacity where appropriate



Goal 2: Develop Effective Response Systems to Support and Maintain Foster Families

The Needs Assessment identified a need for increased basic and moderate placements for school and teen aged children. The workgroup determined the need to support and maintain existing and new foster families in an effort to meet this projected need.

Objective 2.1: Create and Sustain Forums to Support Foster Parents

- Identify and create forums in areas where Foster Care Community Collaborations would be beneficial
- CPS, CPAs, and Faith Based partners will continue to work together in a Foster Care Community Collaboration that meets quarterly to plan and implement support services for families

Objective 2.2: Develop Supports

CPS, Child Placing Agencies and our Faith Based partners will:

- Recruit a pool of babysitters to support foster families using the babysitting initiatives model
- Develop Foster Family Fun Nights and Parents' Night Out to support foster families
- Develop resource rooms or closets to support foster families
- Develop confident and knowledgeable foster families by providing collaborative training opportunities and resource fairs
- Develop wrap-around support services for foster caregivers



Goal 3: Increase and Maintain Sibling Placements

The region identified a need to increase the number of siblings placed together.

Objective 3.1:

- CPS will continue to have a monthly scan call to discuss barriers for getting siblings back together and identify next steps to move towards that goal.
- CPU will continue to work with CPA and CPS case managers for homes to accept sibling groups when openings are identified
- Whenever sibling groups must be separated, CPU will work with CPA and CPS case managers to keep siblings placed within the same CPA



TEXAS
Department of Family
and Protective Services

Thank You

Jennifer Vincent, FAD Program Director
(409) 963-4755 –jennifer.vincent@dfps.texas.gov