



Texas Department of
Family and Protective Services

**FY20 Foster Care Needs Assessment
and
Capacity Building Plan
Region 6A and 6B**

- Purpose of needs assessment and changes from last year
- Key data from the FY20 report on capacity for region
- Goals from last year's strategic capacity building plan and discussion about needed updates, if any, to goals and strategies based on FY20 report
- Other data in needs assessment and how you can use it

Purpose of Needs Assessment

- Provide a broad roadmap and overview of substitute care needs to:
 - Inform annual regional substitute care capacity meetings
 - Inform provider efforts to build capacity
 - Focus on getting more children placed closer to home in family settings

Changes from Last Year

- Data provided on estimated daily beds needed rather than a volume of placements over the course of a year
- Forecast provided through next biennium (FY 22) rather than for just next year
- Additional data points included



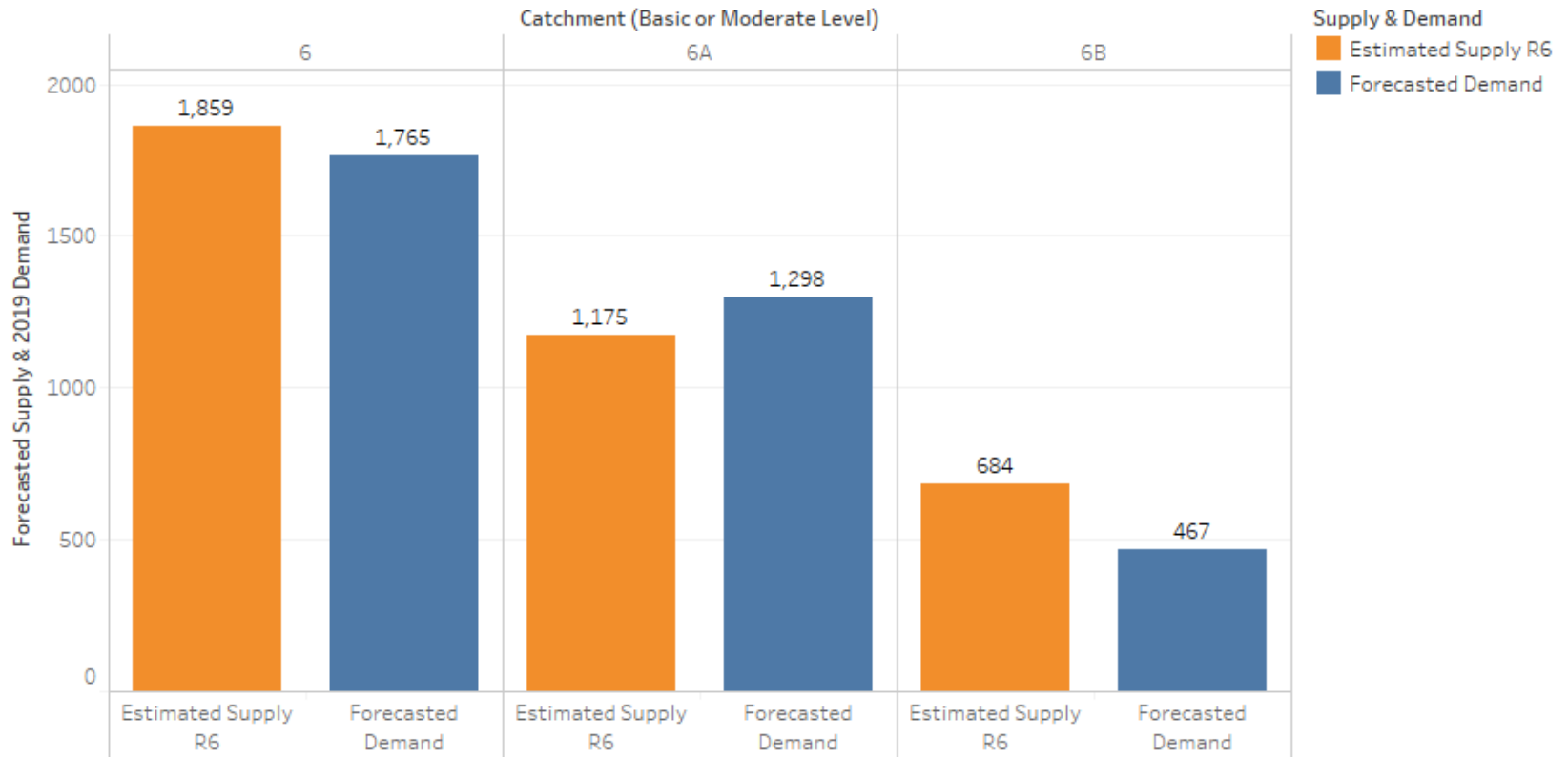
Data from FY 20 Needs Assessment

Areas where building capacity would make the most impact

- More foster home capacity across the state for youth 14 and older with basic and moderate service levels
 - Increase the number of verified kinship caregivers
 - Increase SIL Placements
 - Increase RTC and shelter bed availability for Region 6 youth
-

The current supply of Basic/Moderate foster homes meets 105% of forecasted demand in Region 6.

Region 6 Forecasted FY22 Demand And Estimated Foster Care Supply Aug., 2019 for Children with a Basic or Moderate Service Level

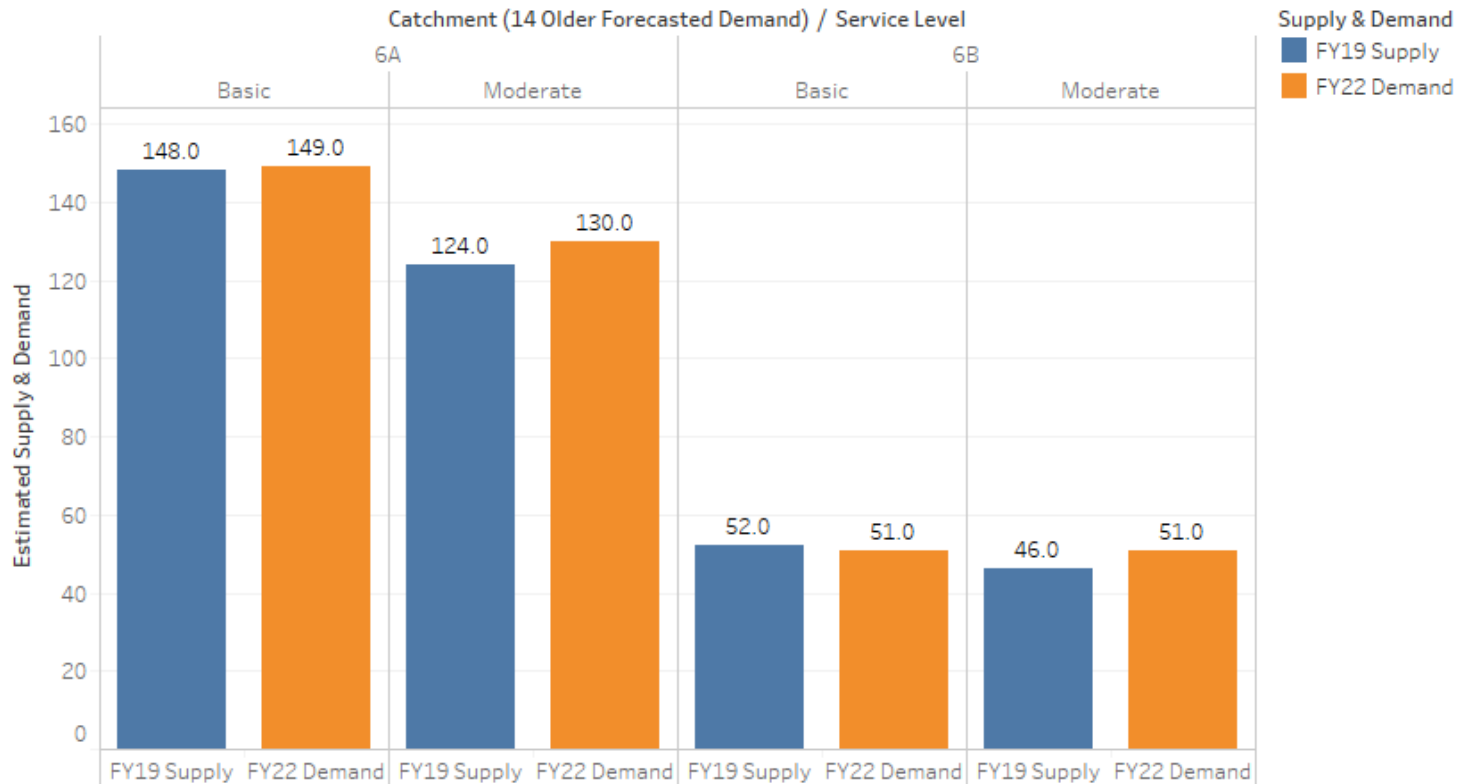


Forecasted Demand and Estimated Supply R6 for each Catchment (Basic or Moderate Level). Color shows details about Forecasted Demand and Estimated Supply R6. The marks are labeled by Forecasted Demand and Estimated Supply R6.



R6 Forecasted Basic & Moderate Service Level – Age 14 and Older

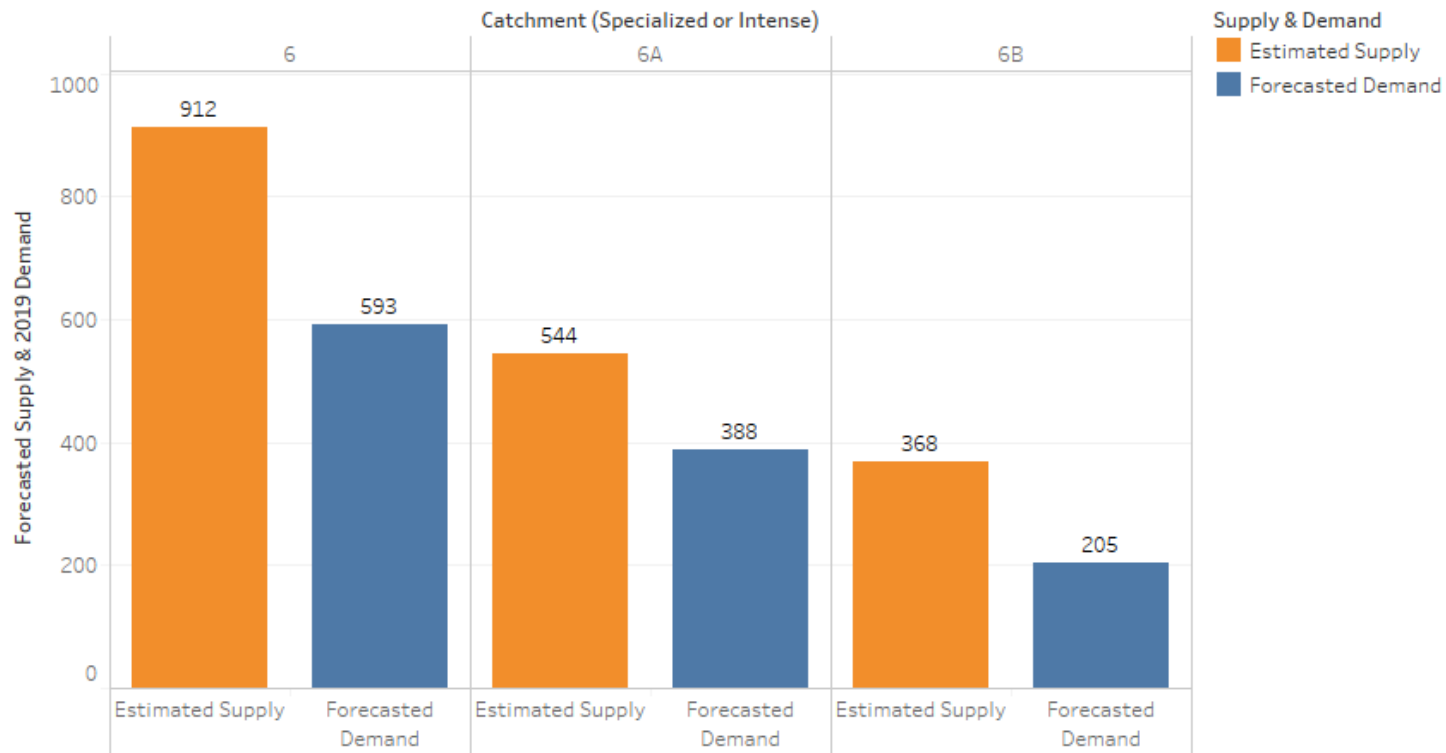
Region 6 FY22 Forecasted Basic & Moderate Service Level Daily Demand -
Age 14 and Older



FY19 Supply and FY22 Demand for each Service Level broken down by Catchment (14 Older Forecasted Demand). Color shows details about FY19 Supply and FY22 Demand. The marks are labeled by FY19 Supply and FY22 Demand.

The current supply of Specialized/Intense foster homes meets 154% of forecasted demand in Region 6.

Region 6 Forecasted FY22 Demand and Estimated Foster Care Supply Aug., 2019 for Children with a Specialized or Intense Service Level

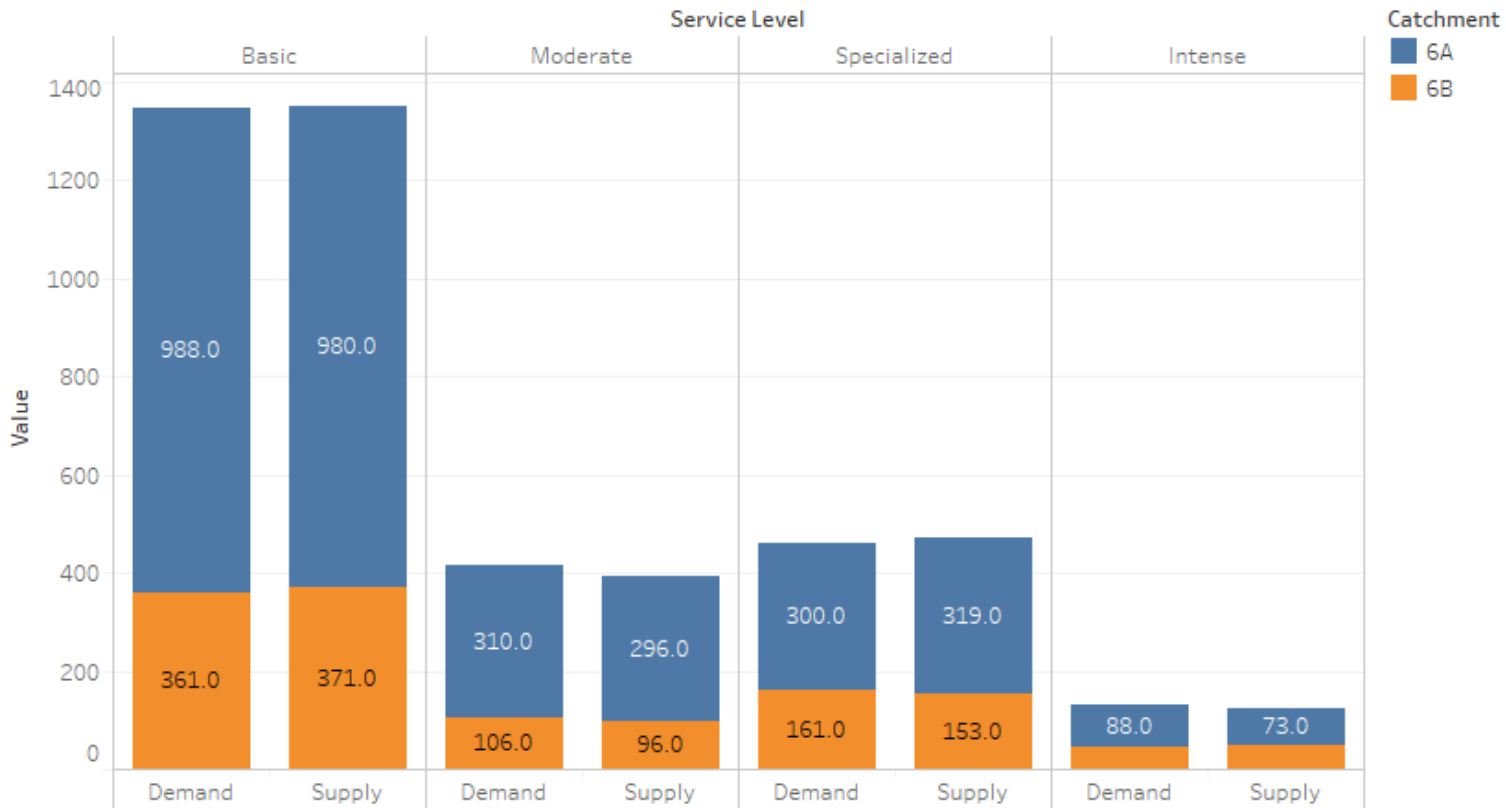


Estimated Supply and Forecasted Demand for each Catchment (Specialized or Intense). Color shows details about Estimated Supply and Forecasted Demand. The marks are labeled by Estimated Supply and Forecasted Demand.



Placements by Service Level and Current Supply Region 6

Region 6 - Projected FY22 Demand and FY19 Supply for Basic, Moderate, Intensive, and Specialized Placements

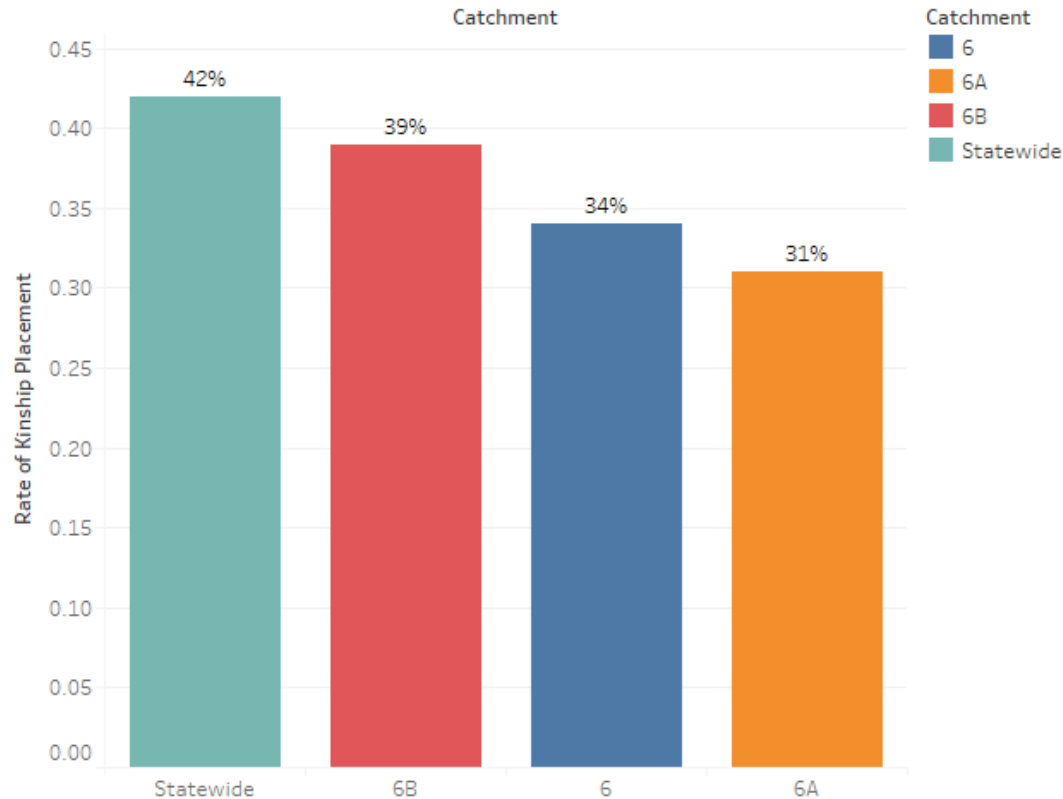


Supply and Demand for each Service Level. Color shows details about Catchment. The marks are labeled by Supply and Demand.



Region 6 Places children with relatives slightly less often than other areas of the State

Estimated Rate of Kinship Placement in FY 2019

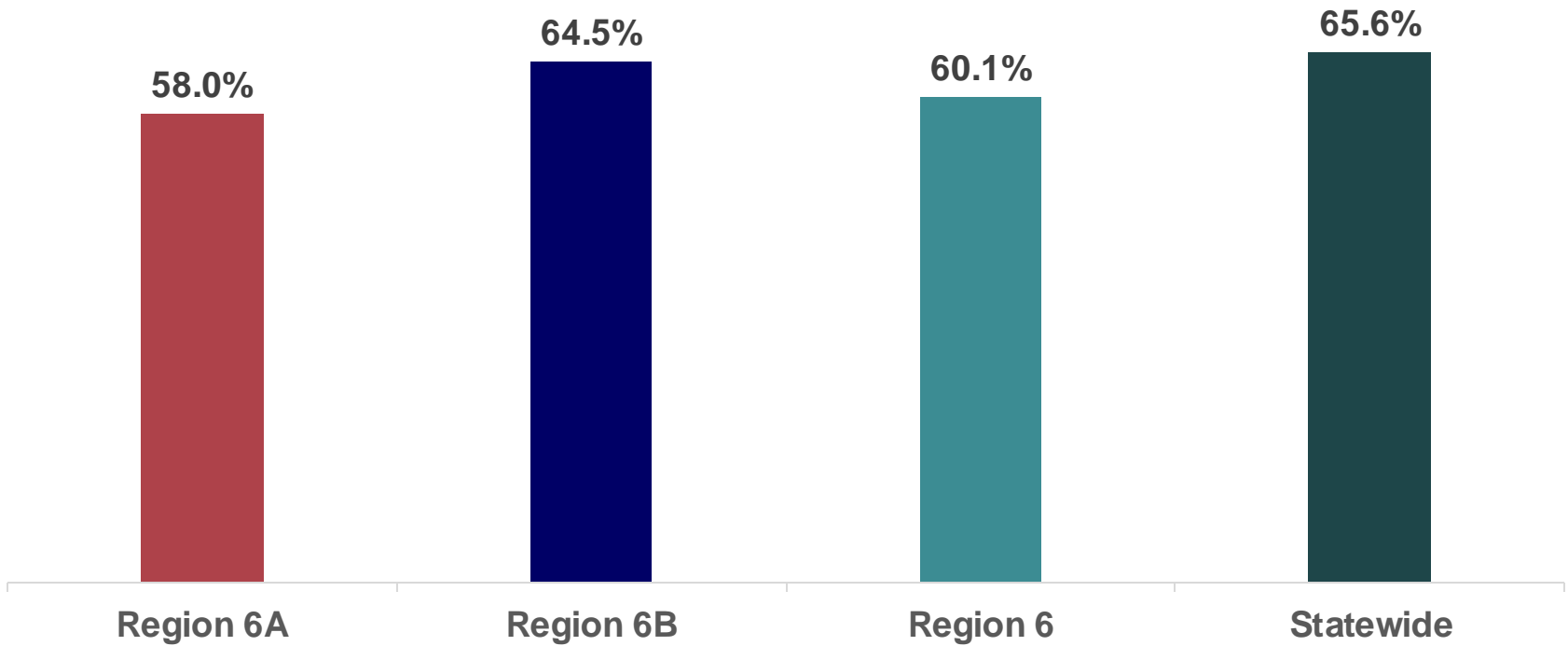


Sum of Rate of Kinship Placement for each Catchment. Color shows details about Catchment. The marks are labeled by sum of Rate of Kinship Placement.



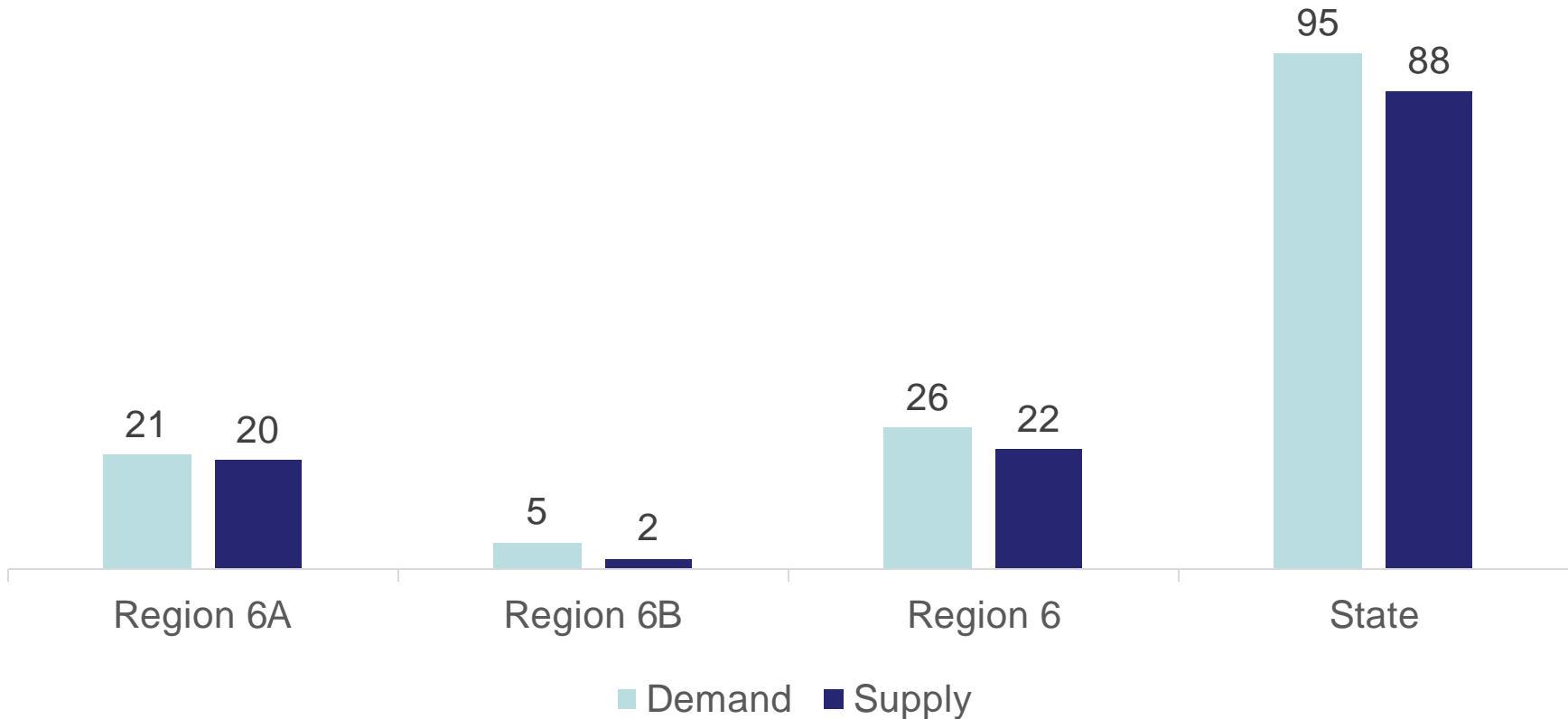
% Siblings Placed Together

Region 6 places all siblings together less often than the State average.



Supervised Independent Living Supply/Demand

In FY 2019, Region 6 and State SIL Demand exceeds Supply





What's In the Needs Assessment and How You Can Use It

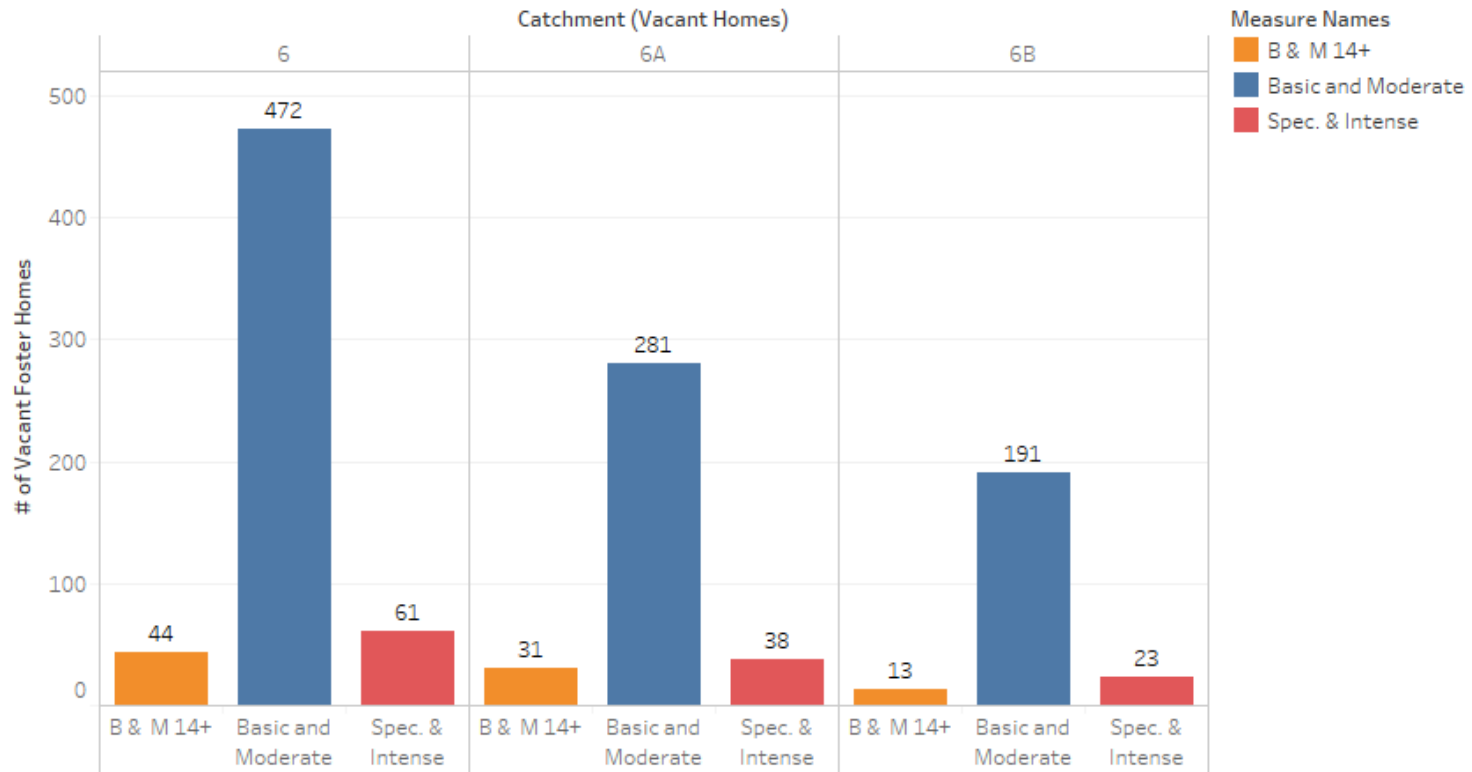
Supplemental Information

- Active but vacant foster homes and beds in each catchment that may possibly be leveraged for additional supply without building new homes
 - Foster homes active but vacant on August 31, 2019 but with at least one placement in last 12 months
 - Average number of children per foster home on August 31, 2019 (by level of care) – generally 2 or less but homes usually verified for more
 - Ratio of DFPS homes to private provider foster homes and number of total and large private CPAs in each catchment
 - Identify areas where there may or may not be providers who have needed resources to leverage economies of scale to support building new homes, especially for higher needs children
-



R6 Active Foster Homes that were Vacant on Aug.,31, 2019

Region 6 Active Foster Homes that were Vacant on August 31, 2019 but Had Children Placed in Last Year

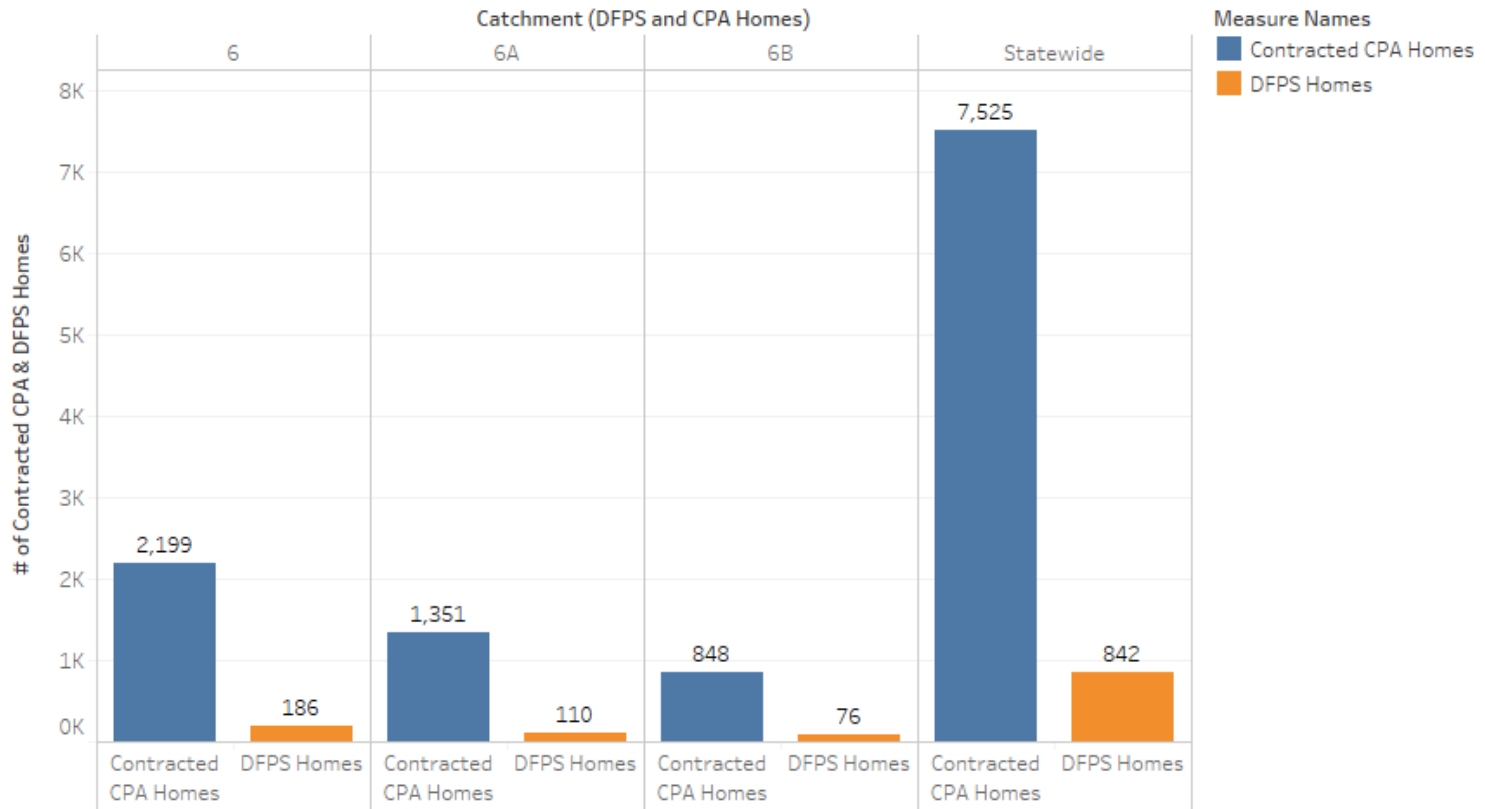


Basic and Moderate, B & M 14+ and Spec. & Intense for each Catchment (Vacant Homes). Color shows details about Basic and Moderate, B & M 14+ and Spec. & Intense. The marks are labeled by Basic and Moderate, B & M 14+ and Spec. & Intense.



R6 – Number of DFPS & Contracted CPA Homes on August 31, 2019

Region 6 Number of DFPS and Contracted CPA Homes on August 31, 2019



Contracted CPA Homes and DFPS Homes for each Catchment (DFPS and CPA Homes). Color shows details about Contracted CPA Homes and DFPS Homes. The marks are labeled by Contracted CPA Homes and DFPS Homes.

Supplemental Information

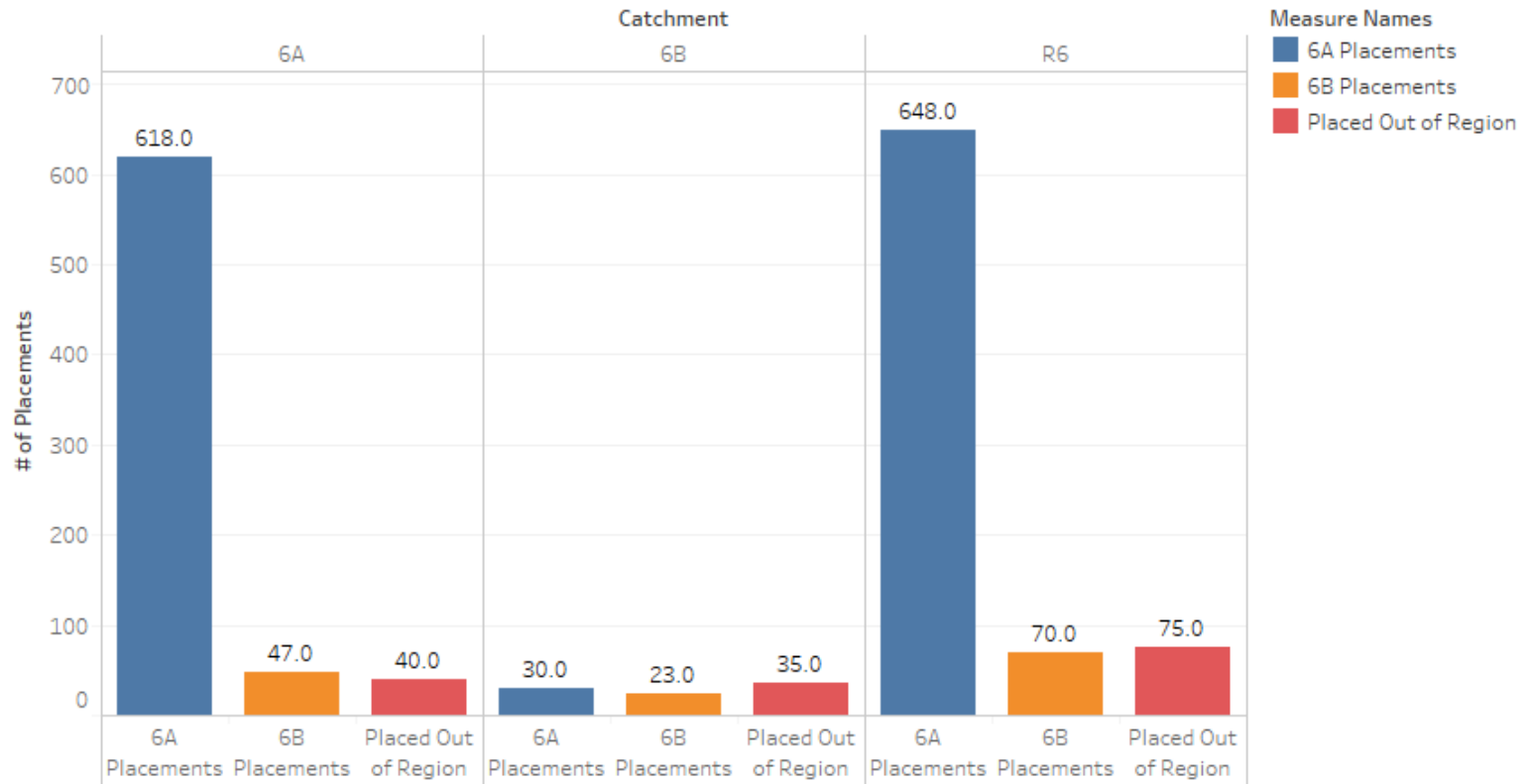
- Tables showing cross-catchment placements for each placement type by level of care – includes children from CBC areas placed into non-CBC areas and placements from non-CBC areas into CBC areas
 - Help inform how cross-catchment placements may affect capacity needs with roll out of CBC and building legacy foster care capacity



R6 Cross Catchments for Children with Specialized or Intense Service Levels

Aug.,31, 2019

Region 6 Placement Catchments for Children with Specialized and Intense Service Levels in a RTC on Aug., 31, 2019 (Excludes CSC's)

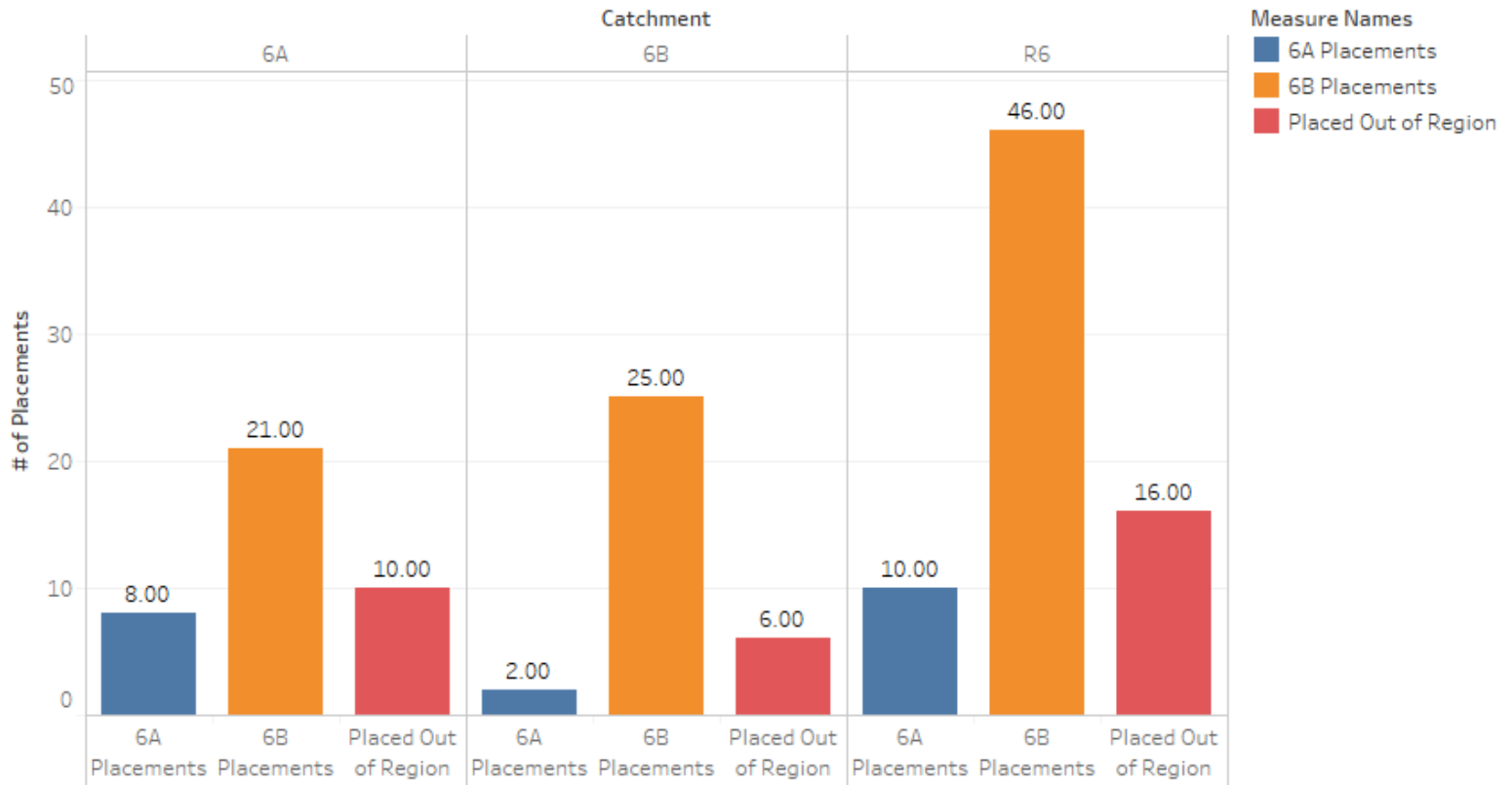


6A Placements, 6B Placements and Placed Out of Region for each Catchment. Color shows details about 6A Placements, 6B Placements and Placed Out of Region. The marks are labeled by 6A Placements, 6B Placements and Placed Out of Region.



R6 Cross Catchments for Children in an Emergency Shelter on Aug.,31, 2019

Region 6 - Placement Catchments of all Children in an Emergency Shelter
on August 31, 2019



6A Placements, 6B Placements and Placed Out of Region for each Catchment. Color shows details about 6A Placements, 6B Placements and Placed Out of Region. The marks are labeled by 6A Placements, 6B Placements and Placed Out of Region.



TEXAS
Department of Family
and Protective Services



TEXAS
Department of Family
and Protective Services

Goals and Next Steps

Goal 1: Increase Basic/Moderate Foster Home Capacity

The current supply of Basic and Moderate foster homes meets the forecasted demand in Region 6 (Region 6A/6B Combined); however, there is a lack of homes that can support basic/moderate children age 14 and over. It is projected that Region 6 will require an additional 50 beds for basic/moderate youth (age 14 and older) by the year 2021.

Objective 1.1: Improve Utilization of Existing Placements

- CPS staff will begin utilization of the placement matching system in the Spring of 2020. Providers will ensure that correct information on capacity is input into the provider portal. CPS will obtain feedback from providers and staff at quarterly Provider Meetings.
 - CPS and Child Placing Agencies (CPAs) will review the current practices of their placement teams to ensure all appropriate placement options are considered within their legal county and/or region first.
 - Region 6 Child Placing Agency (CPA) Collaborative Meetings will continue quarterly, and will include an update on the strategic capacity building plan.
 - CPS will hold a monthly staffing to include the CPS Child Placement Unit (CPU), program staff, and CPAs to identify existing basic/moderate foster homes for separated siblings, children placed outside of the region, and children ready to transition into a less restrictive environment.
 - Providers expressed that they are not familiar with the other placement options and resources in Region 6. As such, the providers will develop a plan to learn more about each other and the available resources that surround their placements. They will use this information to better support caregivers and children.
 - Providers will be able to access the monthly DFPS Data Book at www.dfps.state.tx.us/About_DFPS/Data_Book beginning in February 2020. The Regional Systems Improvement Team will support providers and the community in their ability to access and utilize the Data Book by providing training webinars in the Spring of 2020.
-

Goal 2: Increase Specialized/Intense Foster Home Capacity

The current supply of Specialized/Intense foster homes meets 57% of FY21 forecasted demand in Region 6 (Combined Region 6A/6B).

Objective 2.1: Improve Transitions from Residential Treatment Centers (RTC) into a Least Restrictive Placement

- Communication between CPS and RTC providers will be improved through quarterly meetings to identify gaps and formulate solutions.
- RTC Providers and CPS will collaborate to increase the number of youth that transition from RTCs into a least restrictive placement.
- Meet with RTC providers to discuss discharges and how together we can better prepare children for subsequent placements.
- The Capacity Think Tank will be used to improve the communication and partnership between Shelters, RTCs, and CPAs.
- Providers/placements will share information prior to placement changes.

Objective 2.2: Child Placing Agencies will identify currently licensed homes that could expand their service provision to include Specialized/Intense placements

- CPAs will develop and provide specialized training to comply with Minimum Standards for placing treatment needs children within a family setting.
 - CPS and CPAs will develop additional opportunities to provide supportive respite for families caring for children with higher needs.
 - CPAs will increase recruitment efforts for children with higher needs.
 - Existing therapeutic homes will be willing to support newly licensed therapeutic homes by allowing them to shadow the family and reach out for coaching/support.
 - CPS will hold a monthly staffing to include CPU, program staff, RTCs and CPAs to identify existing foster homes children ready to transition into a least restrictive environment.
-

Goal 3: Increase Siblings Placed All Together

Among sibling groups in Region 6, 61% were placed all together at the close of FY18. The Regions (6A/6B) are committed to evaluating all separated siblings for potential reunification and increasing the number of sibling groups with all siblings placed together.

Objective 3.1: Evaluate each sibling group that is currently separated for possibility of reunification in the same home

- CPS staff and providers will identify siblings who are in separate placements and need to be reunified.
- CPS will hold a monthly staffing to include CPU, program staff, and CPAs to identify potential placement options for separated siblings to transition into the same home.

Objective 3.2: Promote the importance of frequent and on-going parent/child and sibling contact

- Providers and CPS will work collaboratively to address visitation and transportation issues.
 - Providers will ensure foster families are adequately informed and trained on visitation and transportation expectations.
 - CPS Faith-Based Specialists will explore utilization of faith based partners to identify possible visitation locations and support for children and families.
 - CPS Faith-Based Specialists and Community Initiative Specialists will explore recruitment of volunteers to support transportation needs of parents.
-



THANK YOU

CJ.BroussardWhite@dfps.texas.gov

Leshia.Fisher@dfps.texas.gov