

Foster Care Needs Assessment

Introduction

Entering Substitute Care

Types of Substitute Care

Foster Care

Bed Types

Texas Regions

A Complex System

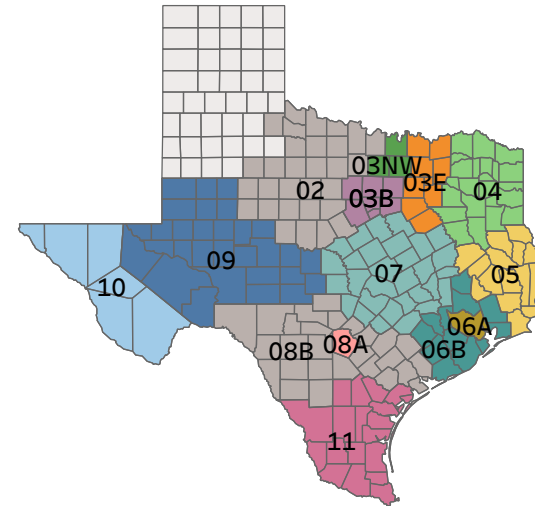
Needs by Bed Type

Capacity Needs Map



Foster Care Needs Assessment FY2023

The purpose of the Foster Care Needs Assessment is to provide data to drive strategies and planning for Foster Care capacity needs.



Data As of 28 February 2023, Report Updated 29 December 2023

Foster Care Needs Assessment

Introduction

Entering Substitute Care

Types of Substitute Care

Foster Care

Bed Types

Texas Regions

A Complex System

Needs by Bed Type

Capacity Needs
Map

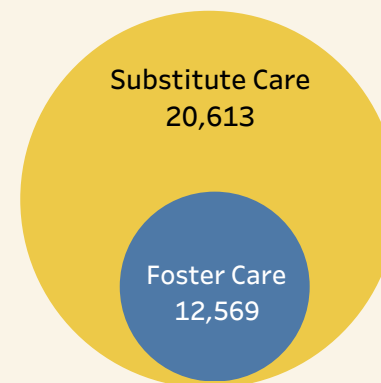
When children are removed from their home by Child Protective Services (CPS), they are placed into **Substitute Care**. CPS's goal is to place children close to home in family settings until they can safely reunite with their family, achieve permanency with relatives, or achieve permanency through non-relative adoption.

Click on a chart to open a map of Substitute Care in Texas.

Children in Substitute Care (including Foster Care)

Kinship Caregiver
41%

Non-Kinship Caregiver
59%



Whenever possible, CPS will place children into **Kinship Care**, a home with a caregiver who is a relative or close family friend (Fictive Kin). Just under 50% of children in Substitute Care are typically placed into Kinship Care.

Foster Care Needs Assessment

Introduction

Entering Substitute Care

Types of Substitute Care

Foster Care

Bed Types

Texas Regions

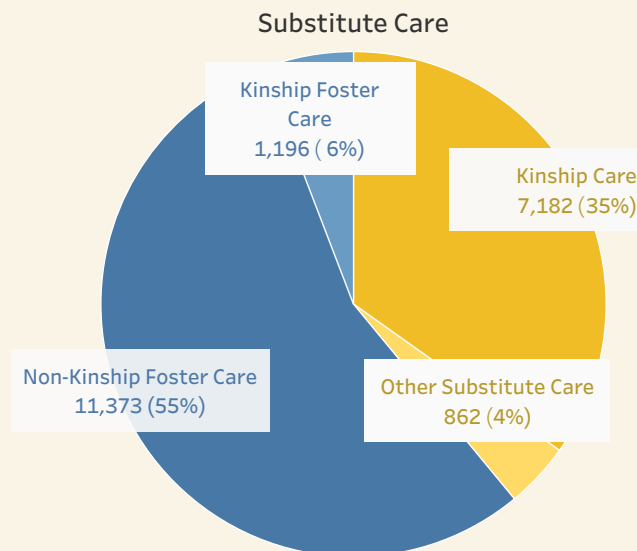
A Complex System

Needs by Bed Type

Capacity Needs Map

In many cases, it is not possible to place the child with relatives. These children are placed into **Non-Kinship Foster Care**- placements that provide varying levels of care in home settings or in group care settings.

Hover over the graphic on the right to see which placement types are included in each category.



Foster Care Needs Assessment

Introduction

Entering Substitute Care

Types of Substitute Care

Foster Care

Bed Types

Texas Regions

A Complex System

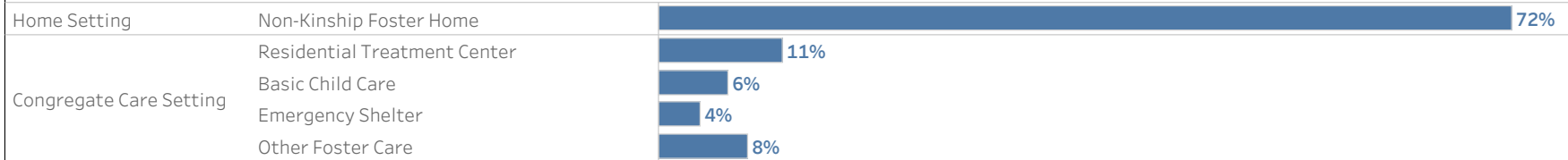
Needs by Bed Type

Capacity Needs
Map

Children entering **Foster Care** have a wide range of needs. To address these needs, CPS has contracted with a network of providers with a variety of placement services and uses the current and forecasted child population to continually assess capacity needs.

When Kinship Care is not an option, the goal is to place children in a home setting close to their own home. CPS places the majority of children in Non-Kinship Foster Care into **Foster Homes** rather than into group care, or congregate care, settings. For children with intense behavioral or emotional needs who require a higher level of care, **Residential Treatment Centers (RTC)** provide a time-limited placement with the goal of stabilization, enabling the child to return to a home setting.

Children in Non-Kinship Foster Care



Foster Care Needs Assessment

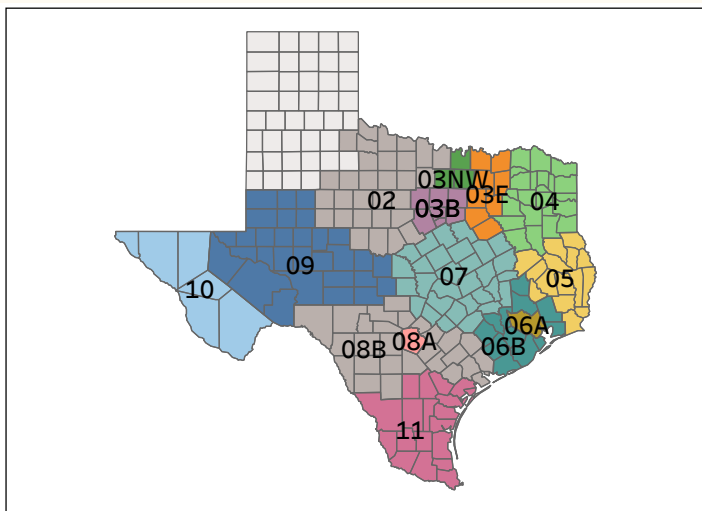
When there is not sufficient capacity in Foster Homes and RTCs, the other congregate care placement types are used temporarily until a more suitable placement can be found for the child. As these other congregate care settings are temporary and do not further a child toward his or her permanency goals, estimations of capacity needs in this report will focus only on the growth of foster home and treatment beds.

In the table below, Foster Home and RTC placement categories are broken down into Bed Type subcategories. *Click on the table to see the full definitions.*

Placement Categories and Bed Types		
Placement Category	Treatment Category	Bed Type
Non-Kinship Foster Home	Non-Treatment Beds	Basic Foster Home
	Non-Treatment Beds	Specialized Foster Home
	Treatment Beds	Treatment Foster Family Care
Residential Treatment Center	Treatment Beds	Residential Treatment Center
	Treatment Beds	Psychiatric Transition

Foster Care Needs Assessment

Entering Substitute Care	Types of Substitute Care	Foster Care	Bed Types	Texas Regions	A Complex System	Needs by Bed Type	Capacity Needs Map	Needs by Region
--------------------------	--------------------------	-------------	-----------	---------------	------------------	-------------------	--------------------	-----------------



When children are placed in Foster Care, CPS aims to place them as close to home as possible. Therefore, it is essential to **assess placement capacity needs at a local level**. Children in care should have access to appropriate services in their own home community.

The map on the left shows the regions used in this report to assess local capacity. Regions shown in grey are Community-Based Care (CBC) areas for which DFPS does not have sufficient data to calculate comparable needs.

OCOK, the CBC provider for Region 3B, collaborated with DFPS and shared their data in ..

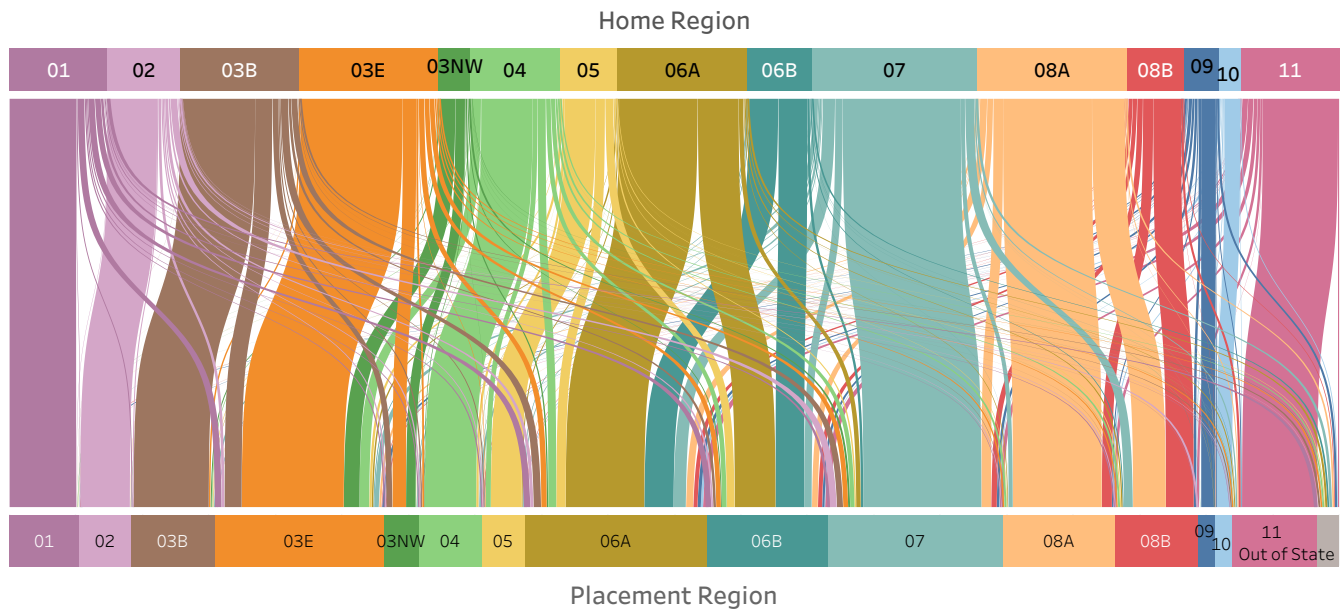
[For more information on Community-Based Care, go to CBC webpage.](#) ;

Foster Care Needs Assessment

- Types of Substitute Care
- Foster Care
- Bed Types
- Texas Regions
- A Complex System
- Needs by Bed Type
- Capacity Needs Map
- Needs by Region
- Supervised Independent Living

The placement system in Texas is **complex**. When there is not sufficient capacity for a child in one region, that region can send the child to another region or out of state.

Hover over the graphic to see the flow of children from their Home Regions to their Placement Regions. Wider flows indicate more children.



FILTERS

Placement Setting
All



Data As of 28 February 2023, Report Updated 29 December 2023

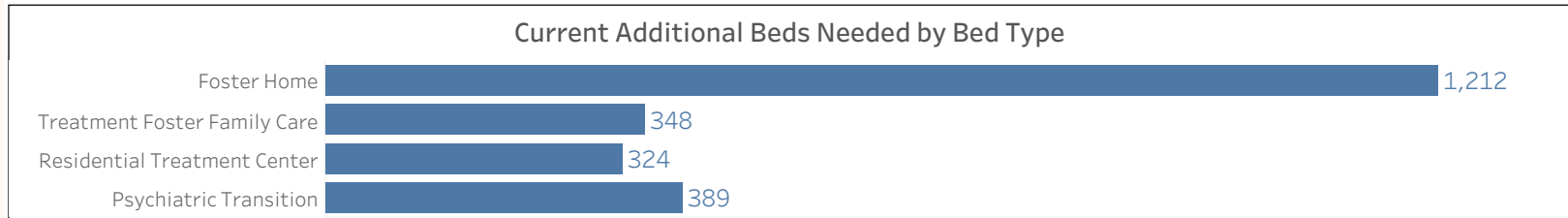
Foster Care Needs Assessment

Foster Care	Bed Types	Texas Regions	A Complex System	Needs by Bed Type	Capacity Needs Map	Needs by Region	Supervised Independent Living	Other Resources
-------------	-----------	---------------	------------------	-------------------	--------------------	-----------------	-------------------------------	-----------------

This Needs Assessment focuses on the goal of keeping children in their home region, and therefore **Supply** and **Demand** are calculated separately for each region.

Needed Beds are calculated by taking the difference between Demand and Supply. **Supply** is the average number of usable beds in each region (based on current usage). **Demand** is the average number of children originating from each region who need a given bed type, plus the children from each region who were placed in less favorable settings due to lack of available beds. In this way, these estimates account for desired improvements to placement practices.

Current Additional Beds Needed by Bed Type



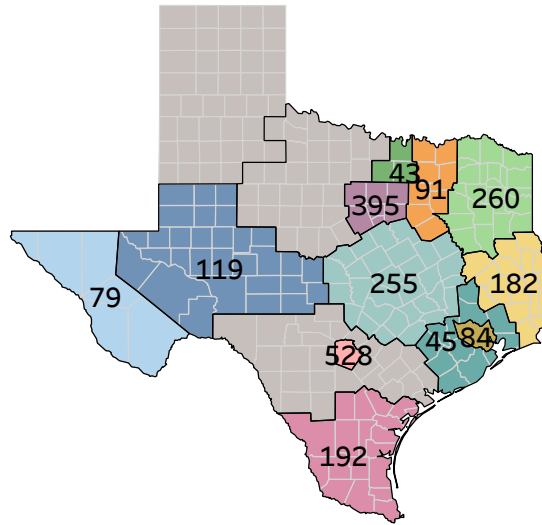
Overall, an estimated **2,273 Regional Beds** are needed to add to current regional supply in order to meet existing demand.

Foster Care Needs Assessment

Foster Care	Bed Types	Texas Regions	A Complex System	Needs by Bed Type	Capacity Needs Map	Needs by Region	Supervised Independent Living	Other Resources
-------------	-----------	---------------	------------------	-------------------	--------------------	-----------------	-------------------------------	-----------------

Region 03NW
CBC Region 03B*
Region 03E
Region 04
Region 05
Region 06A
Region 06B
Region 07
Region 08A
Region 09
Region 10
Region 11
Other CBC Regions**

Local Additional Beds Needed by Region
 Count of local beds needed in addition to current supply to meet demand in a region



NOTES
 Data Timeframe: 1 Mar 2022 - 31 Aug 2022
 Data Source: DFPS DDS DRIT #105839
 Calculations are based off of bed usage.
 Non-treatment Congregate Care (Emergency Shelter and GRO-Basic Child Care) beds are not counted toward a region's supply.
 * OCOK, the Community-Based Care (CBC) provider in Region 3B, collaborated with DFPS to provide data for this report.
 Estimated demand and supply for Region ..

?

Demand Type
Current Demand

Bed Type
All

Foster Home Bed Type
(All)

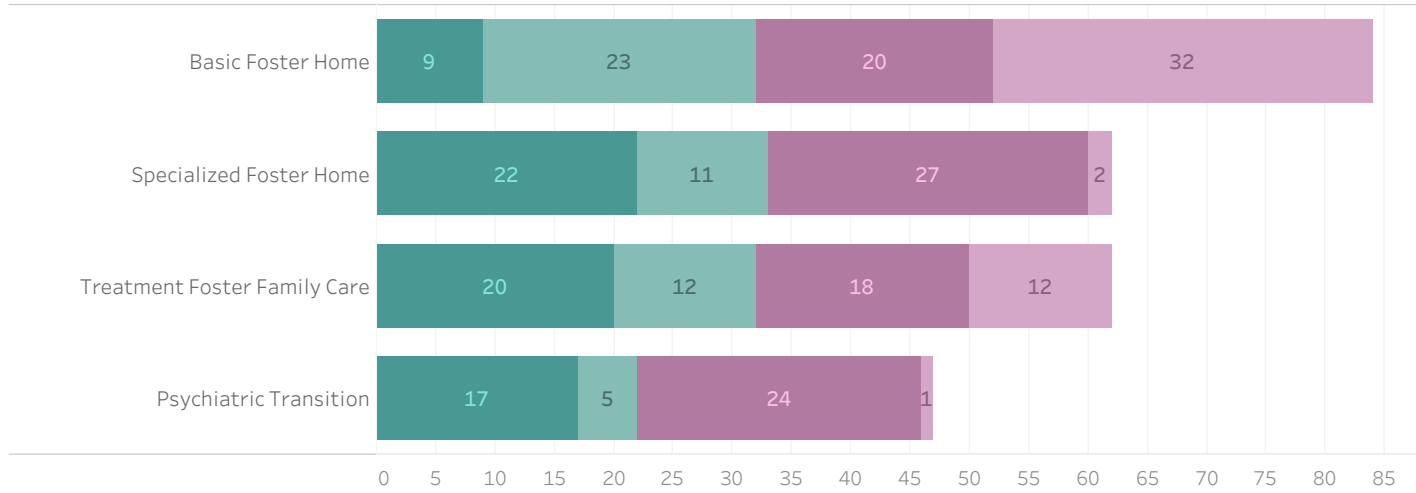
Age Group
All

Gender
All

Foster Care Needs Assessment

- Foster Care
- Bed Types
- Texas Regions
- A Complex System
- Needs by Bed Type
- Capacity Needs Map
- Needs by Region
- Supervised Independent Living
- Other Resources

Local Additional Beds Needed by Age and Gender
 Count of local beds needed in addition to current supply to meet demand in a region



?

Region
07

Demand Type
Current Demand

Age Group
All

Gender
All

- Teen Male
- Child Male
- Teen Female
- Child Fema..

NOTES
 Data Timeframe: 1 Mar 2022 - 31 Aug 2022..

Foster Care Needs Assessment

Foster Care	Bed Types	Texas Regions	A Complex System	Needs by Bed Type	Capacity Needs Map	Needs by Region	Supervised Independent Living	Other Resources
-------------	-----------	---------------	------------------	-------------------	--------------------	-----------------	-------------------------------	-----------------

Estimated Daily Demand and Supply of SIL

Region	Supply	Demand
1	23	22
1A	11	6
1B	11	12
2	2	4
3A	12	8
3B	24	18
3C	13	23
4	2	2
5	0	4
6A	45	27
6B	7	16
7A	10	9
7B	23	18
8A	35	38
8B	1	11
9	1	2
Statewide Non-CBC	220	220

Data as of: August 31, 2022

Foster Care Needs Assessment

Foster Care Bed Types Texas Regions A Complex System Needs by Bed Type Capacity Needs Map Needs by Region Supervised Independent Living Other Resources

Other Resources for Population Metrics

Snapshot Data as of August 31st

[Children in Substitute Care on August 31](#) - Map of Texas displaying the counts of children in Substitute Care by county, including counts and percentages of children placed in kinship care.

[Siblings in Substitute Care Placed Together](#) - Map of Texas displaying the counts and percentages of sibling groups placed together by county.

Snapshot Data as of the End of the Previous Month

[Children in Substitute Care by Living Arrangement](#) - Counts by living arrangement and can be broken out by legal region and county.

