

RCCL

Residential Child Care Licensing Overview

The Texas Department of Family and Protective Services is granted its authority to regulate child care facilities and child placing agencies by the Texas Legislature in Chapter 42 of the Texas Human Resources Code.

The purpose of regulation is to protect a group or class of children by establishing and enforcing statewide minimum standards.

Total Average Filled Full Time Equivalent (FTE) Staff

Caseworkers	116.5
Supervisors	21.8
Other Staff	28.1
Total RCCL Staff	166.4

Worker Demographics

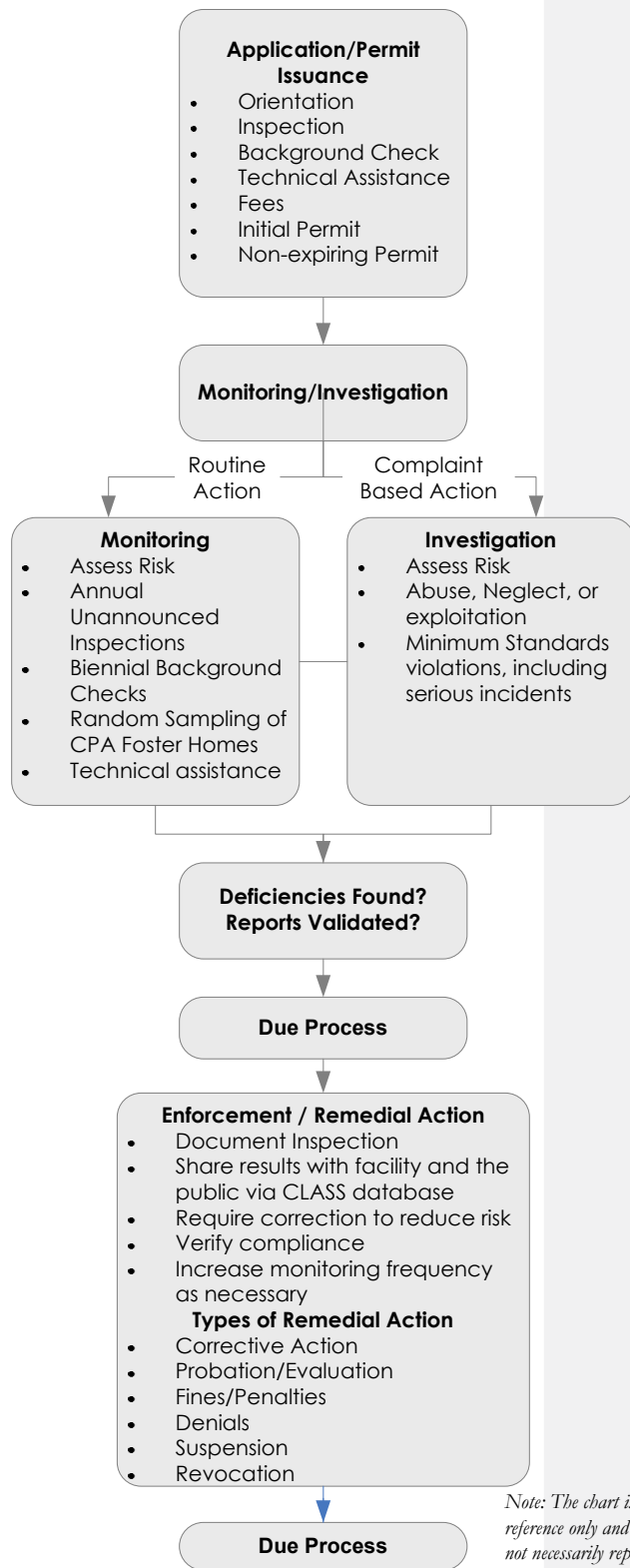
Turnover Rate	18.6%
Agency Tenure:	
Less Than 1 Year	5.8%
1 - 3 Years	11.7%
Greater than 3 Years	82.5%
Entry Salary (Inv)	\$35,650.92
Entry Salary (Non-Inv)	\$31,728.96
Average Age	40.5
Race/Ethnicity:	
African-American	35.8%
Anglo	35.0%
Hispanic	27.5%
Other	1.7%

Supervisor Demographics

Turnover Rate	4.7%
Agency Tenure:	
Less Than 1 Year	0.0%
1 - 3 Years	0.0%
Greater than 3 Years	100.0%
Entry Salary	\$43,672.92
Average Age	39.6
Race/Ethnicity:	
African-American	45.0%
Anglo	25.0%
Hispanic	25.0%
Other	5.0%

RCCL Expenditures

RCCL Staff	\$9,264,001
------------	-------------



Note: The chart is for reference only and does not necessarily represent the flow of a case.

Statistics FY 2012

24-Hour Care Facilities	10,459
Capacity of Facilities	41,420
Abuse/Neglect Investigations	2,167
Non-Abuse/Neglect Investigations	2,997
Inspections	4,736
Adverse Actions	0

Legal Responsibility for Child-Care Licensing

Day Care and Residential Care: Statutory References
Social Security Act
Human Resources Code, Chapters 40, 42, and 43
Texas Family Code, Title 5
Texas Government Code
Texas Health and Safety Code, Chapter 249
Texas Administrative Code, Title 40

Major Provisions:

- Develop minimum standards to promote the health, safety, and well being of children in out-of-home care.
- Inspect child-care operations to ensure they maintain compliance with minimum standards.
- Investigate allegations of abuse/neglect, investigate violations of standards or the law and ensure appropriate enforcement actions are taken.
- Conduct criminal background checks and DFPS Central Registry checks on all adult staff or caregivers, other adults and youth ages 14 to 18 who will be in regular or frequent contact with children in child-care operations.
- Take corrective and adverse actions when necessary.
- Offer consultation to potential applicants and permit holders about meeting and maintaining compliance with Licensing standards.
- Educate the general public about choosing regulated child-care and inform them of the child-care options in Texas through media campaigns and by maintaining an online database of child-care providers, including information regarding each operation's compliance history.
- Enforce regulatory requirements for all child-care providers, including illegally operating child-care providers.
- Conduct inspections of a random sample of agency foster homes.
- Conduct annual enforcement team conferences to thoroughly review operations.

Other Programmatic Information: Challenges

- Consistently enforcing adherence to minimum standards across the state.
- Developing cooperative, professional, and effective relationships with operations resulting in increased compliance and stronger protection for children.
- Providing technical assistance to all child care operations, especially focusing on those struggling to maintain compliance with standards.
- Providing thorough, efficient and timely background check results to over a quarter of a million people each year seeking to work in child care, provide foster care or adopt a child.
- Maximizing technology resources to improve the efficiency and effectiveness of regulatory practices and allow licensing staff to become an increasingly mobile workforce.
- Creating standards that protect the health and safety of children in care without impacting the affordability and availability of that care.

Fiscal Year 2004 and 2012 Pre- and Post - Reform Statistics by Region (RCCL)

2004	Region 1 - Lubbock	2012
0.0%	Turnover	36.4%
\$44,338	Average Base Salary	\$40,205
95	Inspections	570
129	Investigations	271

2004	Region 2 - Abilene	2012
0.0%	Turnover	0.0%
\$0	Average Base Salary	\$39,751
38	Inspections	381
134	Investigations	161

2004	Region 3 - Arlington	2012
0.0%	Turnover	30.8%
\$39,191	Average Base Salary	\$37,571
341	Inspections	2,119
436	Investigations	939

2004	Region 9 - Midland	2012
0.0%	Turnover	0.0%
\$0	Average Base Salary	\$43,779
24	Inspections	135
87	Investigations	46

2004	Region 7 - Austin	2012
26.7%	Turnover	16.0%
\$34,351	Average Base Salary	\$37,705
396	Inspections	1,665
603	Investigations	783

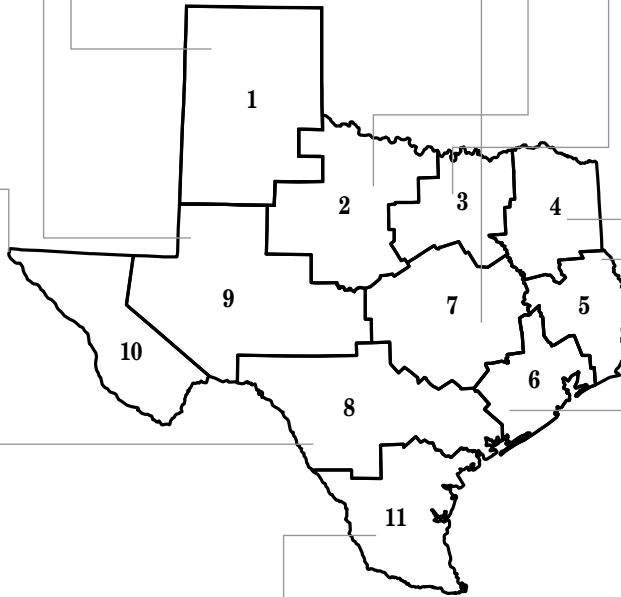
2004	Region 4 - Tyler	2012
0.0%	Turnover	0.0%
\$32,501	Average Base Salary	\$39,414
95	Inspections	320
139	Investigations	173

2004	Region 10 - El Paso	2012
0.0%	Turnover	0.0%
\$32,865	Average Base Salary	\$43,888
38	Inspections	254
47	Investigations	95

2004	Region 5 - Beaumont	2012
100.0%	Turnover	0.0%
\$34,518	Average Base Salary	\$39,891
57	Inspections	276
62	Investigations	148

2004	Region 8 - San Antonio	2012
38.1%	Turnover	9.6%
\$34,462	Average Base Salary	\$39,535
337	Inspections	1,857
367	Investigations	959

2004	Region 6 - Houston	2012
0.0%	Turnover	21.5%
\$36,337	Average Base Salary	\$37,687
660	Inspections	2,800
991	Investigations	1,192



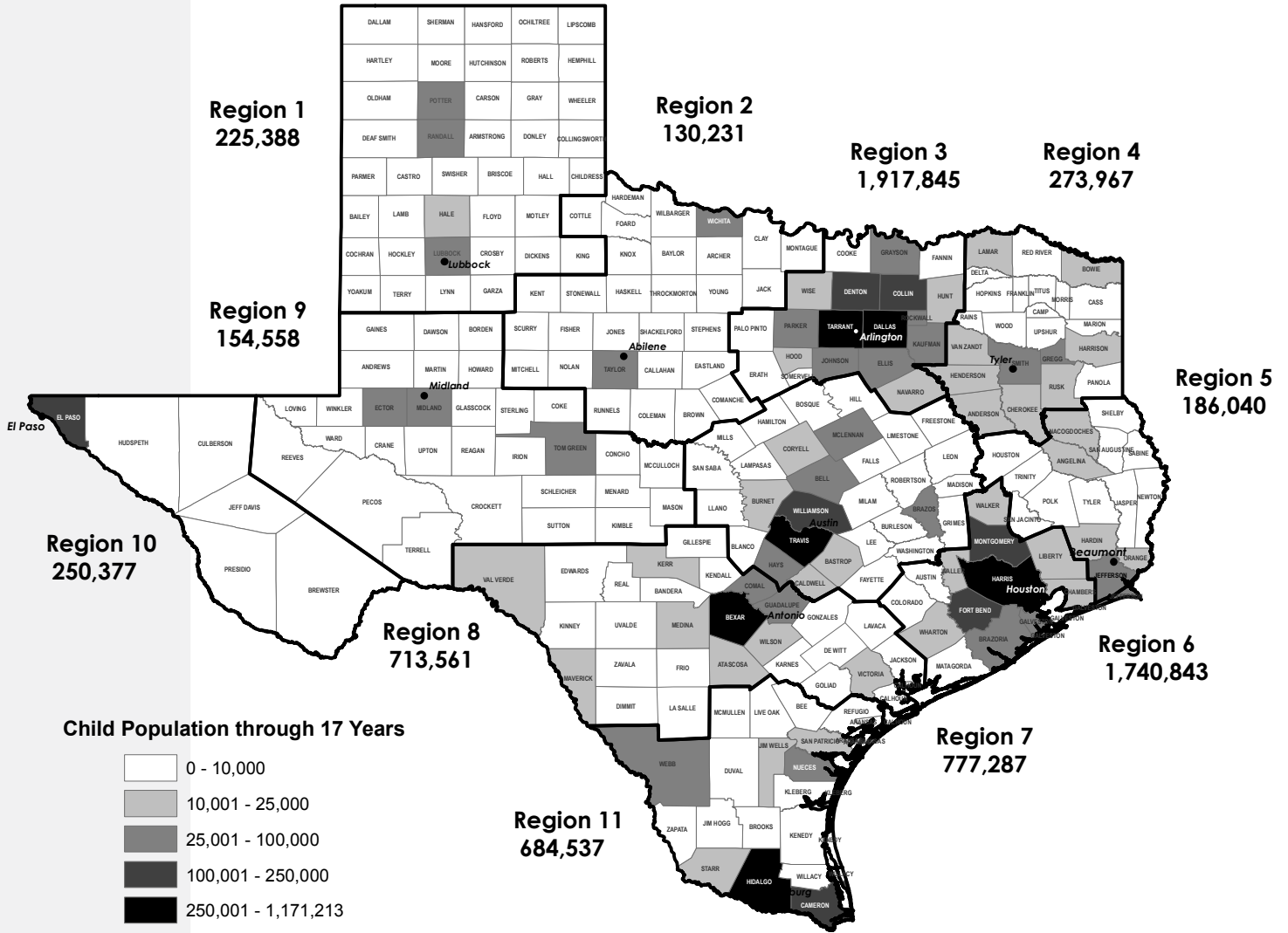
2004	Region 11 - Edinburg	2012
0.0%	Turnover	25.0%
\$33,926	Average Base Salary	\$40,066
132	Inspections	921
339	Investigations	372

2004	Statewide Totals	2012
33.8	Caseworkers*	116.5
12.9%	Turnover	18.6%
\$36,499	Average Base Salary	\$38,586
2,213	Inspections	11,301
3,341	Investigations	5,139

* RCCL workers report to a state office division and are not regionally allocated.
 Note: The State Total for Inspections and Investigations includes those where the Region was Unknown and/or Out of State.
 Note: The State Total for Inspections and Investigations does not include Illegal Operations.

**Texas Child Population
Ages Birth through 17 Years
Fiscal Year 2012**

State Total: 7,054,634



Population Data Source: Texas State Data Center, University of Texas (San Antonio). Based on Census 2010 data.

Residential Child Care Licensing Operations* in Texas as of August 31

Year	Child Placing Agencies (CPA)**	Homes Verified by CPAs	General Residential Operations	Residential Treatment Centers	Independent Foster Family and Group Homes	Maternity Homes	Total Licensed Residential
2008	331	9,518	144	90	10	13	10,106
2009	334	9,761	150	89	14	13	10,361
2010	341	9,731	154	79	7	10	10,322
2011	350	10,167	160	85	4	8	10,774
2012	362	9,849	157	80	5	6	10,459

* Counts do not include Applicants

** Counts include Branch Offices

Residential Child Care Licensing Operations in Texas as of August 31

	2011		2012	
	Count	Capacity	Count	Capacity
Child Placing Agencies*				
Main Offices	205	NA	209	NA
Branch Offices**	145	NA	153	NA
Subtotal	350	NA	362	NA
Homes Verified by Child Placing Agencies	Count	Capacity	Count	Capacity
Agency Foster Homes ***	7,138	22,392	7,240	21,849
Agency Group Homes ***	429	3,781	404	3,547
CPS Foster Family Homes	1,822	5,300	1,525	4,525
CPS Foster Group Homes	20	116	12	73
CPS Adoptive Homes	758	N/A	668	NA
Subtotal	10,167	31,589	9,849	29,994
Licensed Residential Operations	Count	Capacity	Count	Capacity
General Residential Operations	160	7,258	157	7,679
Residential Treatment Centers	85	3,749	80	3,589
Independent Foster Homes	1	6	1	6
Independent Foster Group Homes	3	32	4	38
Maternity Homes	8	132	6	114
Subtotal	257	11,177	248	11,426
Total Residential Child Care Licensing Operations	10,774	42,766	10,459	41,420

* Includes 11 DFPS Regional Child Placing Agencies

** Branch Offices operate under the license authority of the main office.

*** Adoptive only homes are not included in the number of private agency homes.

Residential Child Care Licensing Operations Regulated by Fiscal Year

Child Placing Agencies

Region	Main Offices		Branch Offices		Total CPAs	
	2011	2012	2011	2012	2011	2012
1 Lubbock	9	9	11	11	20	20
2 Abilene	7	7	13	13	20	20
3 Arlington	64	63	21	23	85	86
4 Tyler	6	6	7	8	13	14
5 Beaumont	5	4	6	7	11	11
6 Houston	38	39	20	25	58	64
7 Austin	34	36	20	18	54	54
8 San Antonio	30	32	19	20	49	52
9 Midland	4	4	4	4	8	8
10 El Paso	3	3	5	5	8	8
11 Edinburg	5	6	19	19	24	25
Unknown/Out Of State	0	0	0	0	0	0
Total	205	209	145	153	350	362

Homes Verified by Child Placing Agencies

Region	Agency Foster Homes		Agency Group Homes		CPS Foster Homes	
	2011	2012	2011	2012	2011	2012
1 Lubbock	304	303	12	15	148	118
2 Abilene	203	201	18	17	95	63
3 Arlington	1,884	1,814	102	93	400	287
4 Tyler	274	277	17	13	110	87
5 Beaumont	176	171	24	20	134	131
6 Houston	1,549	1,671	64	65	340	290
7 Austin	1,026	1,040	51	44	201	183
8 San Antonio	1,016	1,073	68	70	141	145
9 Midland	124	136	11	12	77	57
10 El Paso	146	133	9	4	43	45
11 Edinburg	435	420	53	51	82	61
Unknown/Out Of State	1	1	0	0	51	58
Total	7,138	7,240	429	404	1,822	1,525

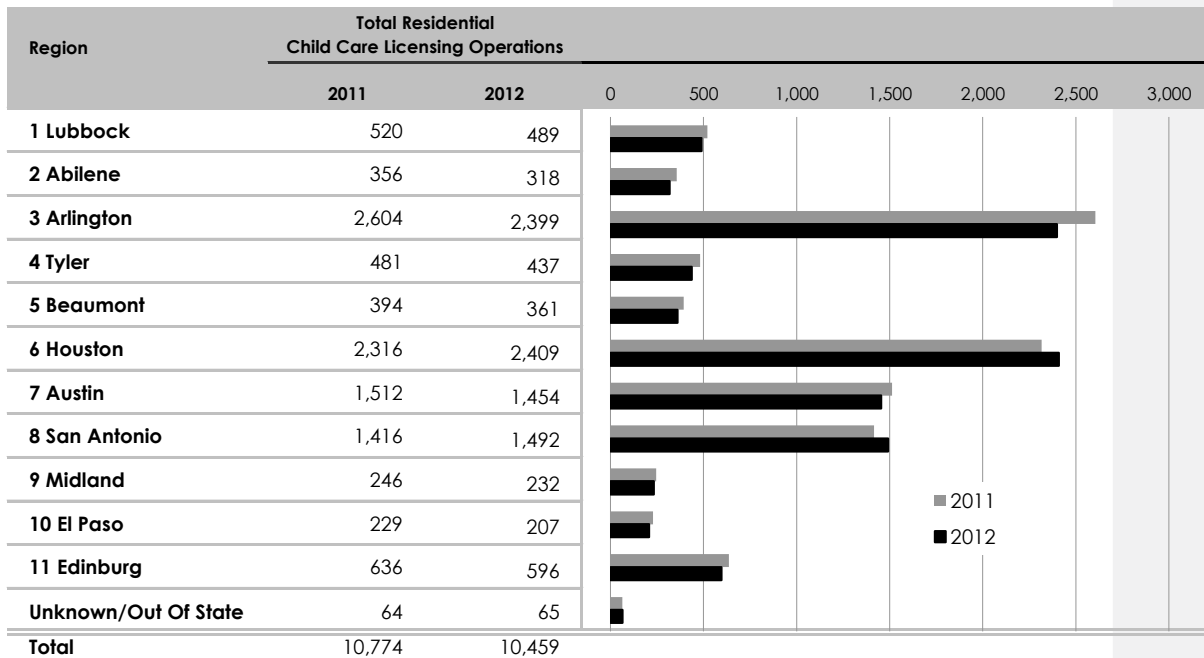
Region	CPS Foster Group Homes		CPS Adoptive Homes		Subtotal - Total Homes Verified by CPAs	
	2011	2012	2011	2012	2011	2012
1 Lubbock	2	2	18	17	484	455
2 Abilene	0	0	13	11	329	292
3 Arlington	2	3	102	87	2,490	2,284
4 Tyler	0	0	55	35	456	412
5 Beaumont	0	1	41	20	375	343
6 Houston	6	0	224	244	2,183	2,270
7 Austin	2	2	138	92	1,418	1,361
8 San Antonio	6	3	91	108	1,322	1,399
9 Midland	1	1	21	14	234	220
10 El Paso	0	0	17	10	215	192
11 Edinburg	1	0	26	24	597	556
Unknown/Out Of State	0	0	12	6	64	65
Total	20	12	758	668	10,167	9,849

Residential Child Care Licensing Operations Regulated by Fiscal Year

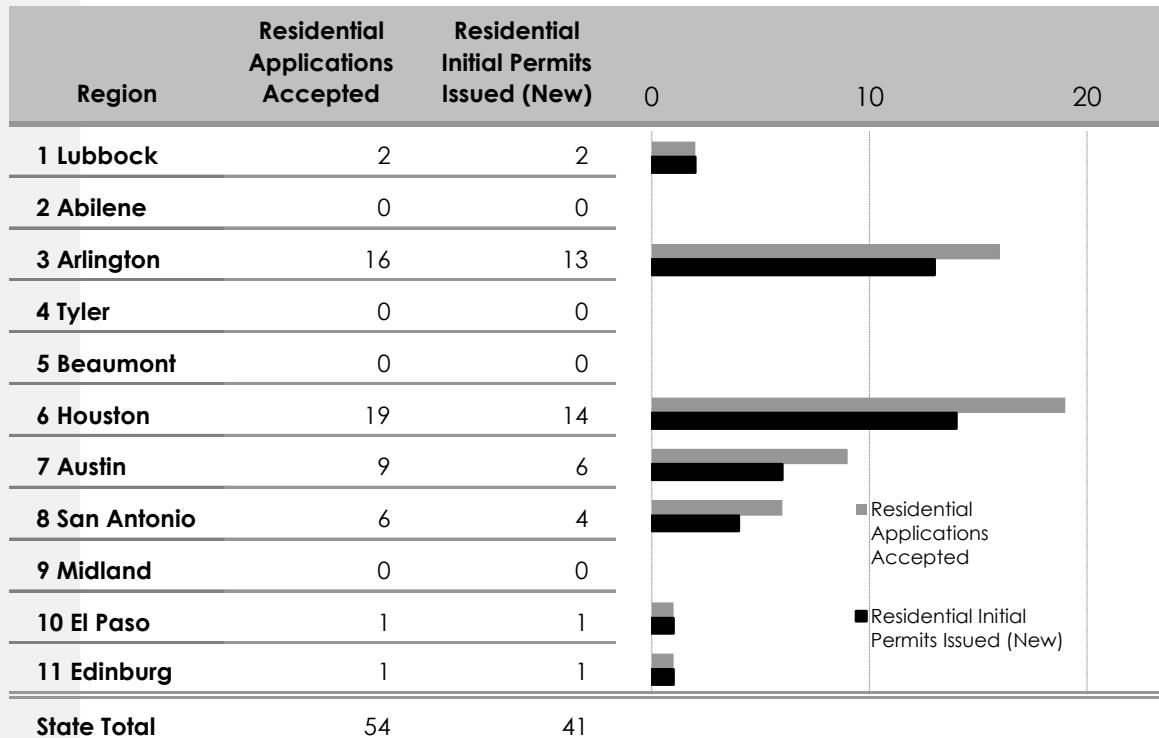
Licensed Residential Operations

Region	General Residential Operations		Residential Treatment Centers		Independent Foster Family Homes	
	2011	2012	2011	2012	2011	2012
1 Lubbock	12	10	3	3	0	0
2 Abilene	6	6	1	0	0	0
3 Arlington	21	19	7	8	0	1
4 Tyler	6	6	4	4	0	0
5 Beaumont	6	5	2	2	0	0
6 Houston	32	35	39	35	0	0
7 Austin	24	24	14	13	0	0
8 San Antonio	30	28	13	13	1	0
9 Midland	4	4	0	0	0	0
10 El Paso	5	6	1	1	0	0
11 Edinburg	14	14	1	1	0	0
Unknown/Out Of State	0	0	0	0	0	0
Total	160	157	85	80	1	1

Region	Independent Foster Group Homes		Maternity Homes		Subtotal - Licensed Residential Operations	
	2011	2012	2011	2012	2011	2012
1 Lubbock	0	0	1	1	16	14
2 Abilene	0	0	0	0	7	6
3 Arlington	0	0	1	1	29	29
4 Tyler	0	0	2	1	12	11
5 Beaumont	0	0	0	0	8	7
6 Houston	3	4	1	1	75	75
7 Austin	0	0	2	2	40	39
8 San Antonio	0	0	1	0	45	41
9 Midland	0	0	0	0	4	4
10 El Paso	0	0	0	0	6	7
11 Edinburg	0	0	0	0	15	15
Unknown/Out Of State	0	0	0	0	0	0
Total	3	4	8	6	257	248

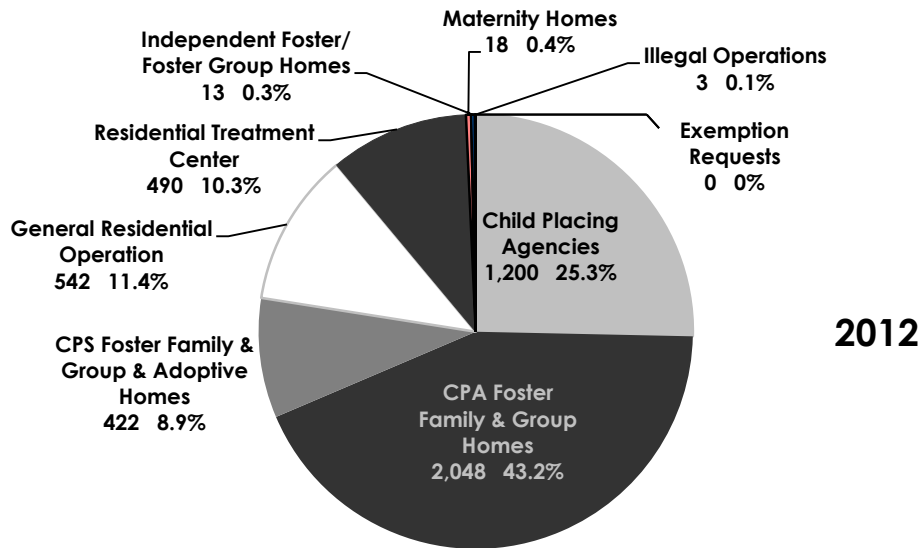
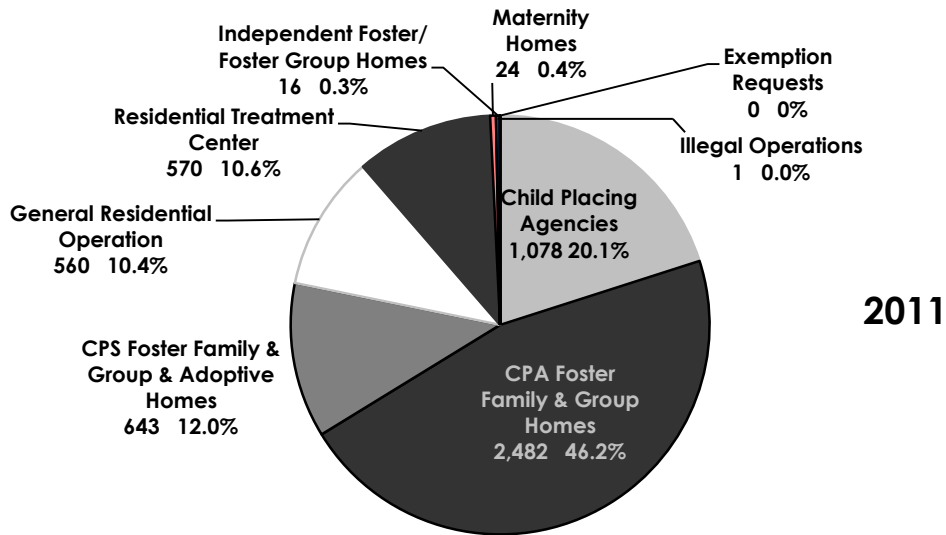


Licensing of Residential Child Care Operations by Region Fiscal Year 2012



Note: Does not include homes verified by CPA's. Includes Child Placing Agencies, General Residential Operations (including Residential Treatment Centers a service type of the General Residential Operations), Independent Foster Group Homes, and Independent Foster Family Homes.

Inspections* in Residential Child Care Licensing Operations



Facility Type	2011	2012
Child Placing Agencies	1,078	1,200
CPA Foster Family & Group Homes	2,482	2,048
CPS Foster Family & Group & Adoptive Homes	643	422
General Residential Operation	560	542
Residential Treatment Center	570	490
Maternity Homes	24	18
Independent Foster/ Foster Group Homes	16	13
Illegal Operations	1	3
Exemption Requests	0	0
Total	5,374	4,736

Note: RCCL inspects agency foster homes for two reasons (1) to conduct an investigation; or (2) to determine whether the CPA managing the foster homes is compliant in its verification, monitoring and management of the foster home and the children in care. Foster home inspections for the latter purpose are periodically selected at random from across the state from the DFPS database for inspection.

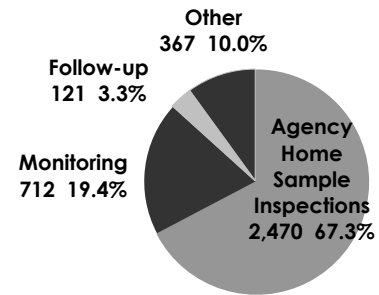
* Beginning in FY12 the LBB Performance Measure definition of Inspections does not include Inspections done as part of an Abuse/Neglect Investigation.

Inspections in Residential Child Care Licensing Operations by Type of Inspection
Fiscal Year 2012**

Total Inspections: 4,736

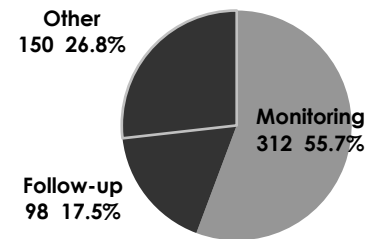
Child Placing Agencies

Inspection Type	Number
Agency Home Sample Inspections	2,470
Monitoring	712
Follow-up	121
Other	367
Total	3,670



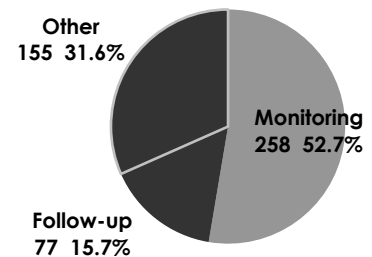
General Residential Operations*

Inspection Type	Number
Monitoring	312
Follow-up	98
Other	150
Total	560



Residential Treatment Centers

Inspection Type	Number
Monitoring	258
Follow-up	77
Other	155
Total	490



Note: RCCL inspects agency foster homes for two reasons (1) to conduct an investigation; or (2) to determine whether the CPA managing the foster homes is compliant in its verification, monitoring and management of the foster home and the children in care. Foster home inspections for the latter purpose are periodically selected at random from across the state from the DFPS database for inspection.

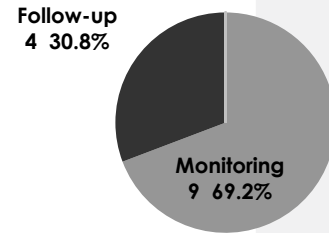
**Includes Maternity Home and Exemption Request Facility Types*

*** Beginning in FY12 the LBB Performance Measure definition of Inspections does not include Inspections done as part of an Abuse/Neglect Investigation.*

Inspections** in Residential Child Care Licensing Operations by Type of Inspection Fiscal Year 2012

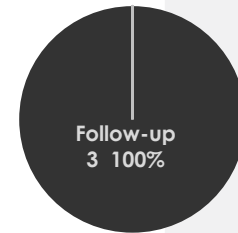
Independent Foster/Foster Group Home

Inspection Type	Number
Monitoring	9
Follow-up	4
Other	0
Total	13



Illegal Operations

Inspection Type	Number
Monitoring	0
Follow-up	3
Other	0
Total	3

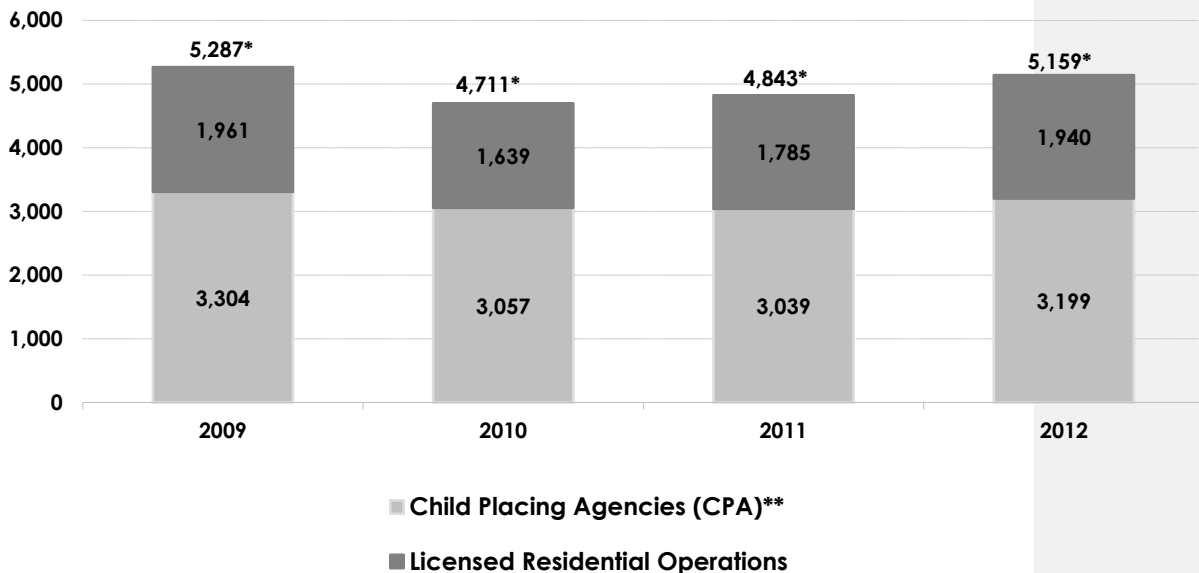


Note: RCCL inspects agency foster homes for two reasons (1) to conduct an investigation; or (2) to determine whether the CPA managing the foster homes is compliant in its verification, monitoring and management of the foster home and the children in care. Foster home inspections for the latter purpose are periodically selected at random from across the state from the DFPS database for inspection.

*Includes Maternity Home and Exemption Request Facility Types

** Beginning in FY12 the LBB Performance Measure definition of Inspections does not include Inspections done as part of an Abuse/Neglect Investigation.

Investigations in Residential Child Care Licensing Operations



* Totals include investigations of Illegal Operations and Exemption Requests

** Includes homes regulated by Child Placing Agencies

Investigations in Residential Child Care Licensing Operations Fiscal Year 2012

Region	Child Placing Agencies	Licensed Residential Operations	Exemption Requests	Illegal Operations	Total Investigations
1 Lubbock	132	139	0	0	271
2 Abilene	133	28	2	1	164
3 Arlington	835	104	1	2	942
4 Tyler	97	76	0	0	173
5 Beaumont	98	50	0	0	148
6 Houston	653	539	0	4	1,196
7 Austin	338	445	0	2	785
8 San Antonio	519	440	0	1	960
9 Midland	30	16	0	1	47
10 El Paso	80	15	0	0	95
11 Edinburg	284	88	0	0	372
Other/Unknown	0	0	0	6	6
Total	3,199	1,940	3	17	5,159

Investigations in Residential Child Care Licensing Operations Fiscal Year 2012

Operation Type	Total Number Operations as of 8/31/12	Investigations	Number of Abuse/Neglect Investigations			Number of Non Abuse/Neglect Investigations	
			Total	Valid	Percent Validated	Total	Investigations with a Deficiency Cited
Residential Child Care Licensing Operations							
Child Placing Agencies (CPA)*	362	3,199	1,367	61	4.5%	1,829	580
General Residential Operations	157	827	265	9	3.4%	567	146
Residential Treatment Centers	80	1,110	529	21	4.0%	586	134
Independent Foster/ Foster Group Homes	5	3	2	0	0.0%	1	1
Maternity Homes	6	0	0	0	0.0%	0	0
Subtotal	610	5,139	2,163	91	4.2%	2,983	861
Unlicensed Operations							
Exemption Requests	0	3	2	0	0.0%	1	0
Illegal Operations	21	17	2	0	0.0%	13	5
Subtotal	21	20	4	0	0.0%	14	5
Total	631	5,159	2,167	91	4.2%	2,997	866

* Includes CPA branch offices

Note: The number of Investigations and the number of Non Abuse/Neglect Investigations are based on the date that the worker completed the investigation. The number of Abuse/Neglect Investigations uses the date that the Investigation stage closed. Therefore, the sum of Abuse/Neglect Investigations and Non Abuse/Neglect Investigations will not match the total Investigations.

Adverse and Corrective Actions in Residential Child Care Licensing Operations by Region Fiscal Year 2012

Adverse Actions in Residential Child Care Licensing Operations by Region Fiscal Year 2012

Region	Permits Denied	Permits Revoked	Permits Suspended	Total Adverse Actions
1 Lubbock	0	0	0	0
2 Abilene	0	0	0	0
3 Arlington	0	0	0	0
4 Tyler	0	0	0	0
5 Beaumont	0	0	0	0
6 Houston	0	0	0	0
7 Austin	0	0	0	0
8 San Antonio	0	0	0	0
9 Midland	0	0	0	0
10 El Paso	0	0	0	0
11 Edinburg	0	0	0	0
Unknown	0	0	0	0
State Total	0	0	0	0

Corrective Actions in Residential Child Care Licensing Operations by Region Fiscal Year 2012

Region	Evaluation	Probation	Total Corrective Actions
1 Lubbock	1	0	1
2 Abilene	0	0	0
3 Arlington	5	0	5
4 Tyler	2	0	2
5 Beaumont	0	0	0
6 Houston	3	2	5
7 Austin	2	0	2
8 San Antonio	0	1	1
9 Midland	0	0	0
10 El Paso	0	0	0
11 Edinburg	0	0	0
Unknown	0	0	0
State Total	13	3	16

Note: Adverse actions are determined by the date the facility was sent the letter of intent. Finalizing adverse action through due process is lengthy. Voluntary Suspensions are not counted in the number of suspensions. Corrective actions begin after the due process is completed.

Background Checks for Residential Child Care Licensing Operations Fiscal Year 2012

Residential Child Care Licensing Operations	Central Registry Checks	DPS Checks	FBI Checks *
CPAs, CPA Foster Agency Homes	50,795	50,797	22,239
General Residential Operations	13,938	13,938	1,446
Independent Foster/ Group Homes	282	282	22
Residential Treatment Centers	7,598	7,598	631
Maternity Homes	500	500	34
Total	73,113	73,115	24,372

* Represents the number of FBI checks that were requested, not the number that were actually processed.

Note: Does not include background checks conducted on individuals in illegal child-care operations or CPS Foster and CPS Adoptive homes. Review the definition section for details on who is required to have Central Registry, DPS and FBI checks.

Child Care Administrator Credential Exam Fiscal Year 2012

Licensed Child Care Administrators (LCCA)	57	Passed
	8	Failed
	<u>65</u>	Total Exams
Licensed Child Placing Agency Administrators (LCPA)	68	Passed
	6	Failed
	<u>74</u>	Total Exams

Total number of exams for both licenses for FY12 was 139.

On 8/31/2012 there were:

	Active	Inactive	Total
LCCA	746	151	897
LCPA	465	29	494
Total			<u>1,391</u>

State's Top 10 Standards Deficiencies for Residential Child Care Licensing Operations

Fiscal Year 2010

Rank	Standard Rule*	Description**	Deficiencies	Percent of Total Deficiencies
1	749.607(1)	Employee and caregiver responsibilities-Competency, prudent judgment, self-control in presence of children and when performing assigned tasks	132	2.3
2	749.1953(a)	Corporal Punishment-May not use/threaten corporal punishment, such as hitting/spanking, forced exercise, holding physical position, unproductive work	109	1.9
3	745.625(a)(7)	Background checks submitted-every 24 months after first submitted	86	1.5
4	748.507(1)	Employee general responsibilities-Demonstrate competency, prudent judgment, self-control in presence of children and when performing assigned tasks	76	1.3
5	748.685(a)(4)	Caregiver responsibility - providing the level of supervision necessary to ensure each child's safety and well-being	58	1
6	745.615(a)(8)	Required background check - Applicants for a child-care administrator's license	57	1
7	749.2593(a)(3)	Supervision-The caregiver is responsible for ensuring each child's safety and well being, including auditory and/or visual awareness of the child	55	1
8	748.3301(a)	Physical Site-Buildings must be structurally sound, clean, and in good repair. Paints must be lead-free	51	0.9
9	749.1521(1)	Medication Storage-Store medication in a locked container	48	0.8
10	749.1541(a)	Medication Record-Maintain cumulative record of prescription medications dispensed to child, include nonprescription meds for child under five yrs old	47	0.8

Fiscal Year 2011

Rank	Standard Rule*	Description**	Deficiencies	Percent of Total Deficiencies
1	749.1953(a)	Corporal Punishment-May not use/threaten corporal punishment, such as hitting/spanking, forced exercise, holding physical position, unproductive work	132	2.3
2	745.625(7)	Background checks submitted - Every 24 months after each person's background check was first submitted	130	2.2
3	749.607(1)	Employee and caregiver responsibilities-Competency, prudent judgment, self-control in presence of children and when performing assigned tasks	78	1.3
4	745.615(a)(7)	Required background checks - Persons 14 years or older, other than clients, who will regularly or frequently be present while children are in care	75	1.3
5	748.685(a)(4)	Caregiver responsibility - providing the level of supervision necessary to ensure each child's safety and well-being	67	1.2
6	749.1521(1)	Medication Storage-Store medication in a locked container	60	1
7	748.3301(a)	Physical Site-Buildings must be structurally sound, clean, and in good repair. Paints must be lead-free	59	1
8	748.507(1)	Employee general responsibilities-Demonstrate competency, prudent judgment, self-control in presence of children and when performing assigned tasks	53	0.9
9	748.3301(i)	Physical Site-Equipment and furniture must be safe for children and must be kept clean and in good repair	50	0.9
10	749.2593(a)(3)	Supervision-The caregiver is responsible for ensuring each child's safety and well being, including auditory and/or visual awareness of the child	49	0.8

Fiscal Year 2012

Rank	Standard Rule*	Description	Deficiencies	Percent of Total Deficiencies
1	745.625(7)	Background checks submitted - Every 24 months after each person's background check was first submitted	175	2.8
2	749.1953(a)	Corporal Punishment-May not use/threaten corporal punishment, such as hitting/spanking, forced exercise, holding physical position, unproductive work	136	2.2
3	745.615(a)(7)	Required background checks - Persons 14 years or older, other than clients, who will regularly or frequently be present while children are in care	105	1.7
4	749.1521(1)	Medication Storage-Store medication in a locked container	92	1.5
5	749.607(1)	Employee and caregiver responsibilities-Competency, prudent judgment, self-control in presence of children and when performing assigned tasks	85	1.4
6	749.2593(a)(3)	Supervision-The caregiver is responsible for ensuring each child's safety and well being, including auditory and/or visual awareness of the child	83	1.3
7	749.1541(a)	Medication Record-Maintain cumulative record of prescription medications dispensed to child, include nonprescription meds for child under five yrs old	66	1.1
8	749.1417(a)	TB exam-Persons over 1 yr old who live, work, volunteer at operation have exam w/in 30 days, unless person had previous exam that meets requirements	61	1
9	748.685(a)(4)	Caregiver responsibility - providing the level of supervision necessary to ensure each child's safety and well-being	56	0.9
10	748.507(1)	Employee general responsibilities-Demonstrate competency, prudent judgment, self-control in presence of children and when performing assigned tasks	53	0.8
10	749.1957(8)	Other Prohibited Discipline-Humiliating, shaming, ridiculing, rejecting, or yelling at a child	53	0.8

* Only includes deficiencies where administrative review was upheld or waived.

**As described in FY 2012

Note: Does not include assessment deficiencies.

