



Texas Department of
Family and Protective Services

**FY20 Needs Assessment Review
and
Capacity Building Plan**

Region 11

- Purpose of needs assessment and changes from last year
- Key data from the FY20 report on capacity for region
- Goals from last year's strategic capacity building plan and discussion about needed updates, if any, to goals and strategies based on FY20 report

Purpose of Needs Assessment

- Provide a broad roadmap and overview of substitute care needs to:
 - Inform annual regional substitute care capacity meetings
 - Inform provider efforts to build capacity
 - Focus on getting more children placed closer to home in family settings

Changes from Last Year

- Data provided on estimated daily beds needed rather than a volume of placements over the course of a year
- Forecast provided through next biennium (FY 22) rather than for just next year
- Additional data points included



Data from FY 20 Needs Assessment

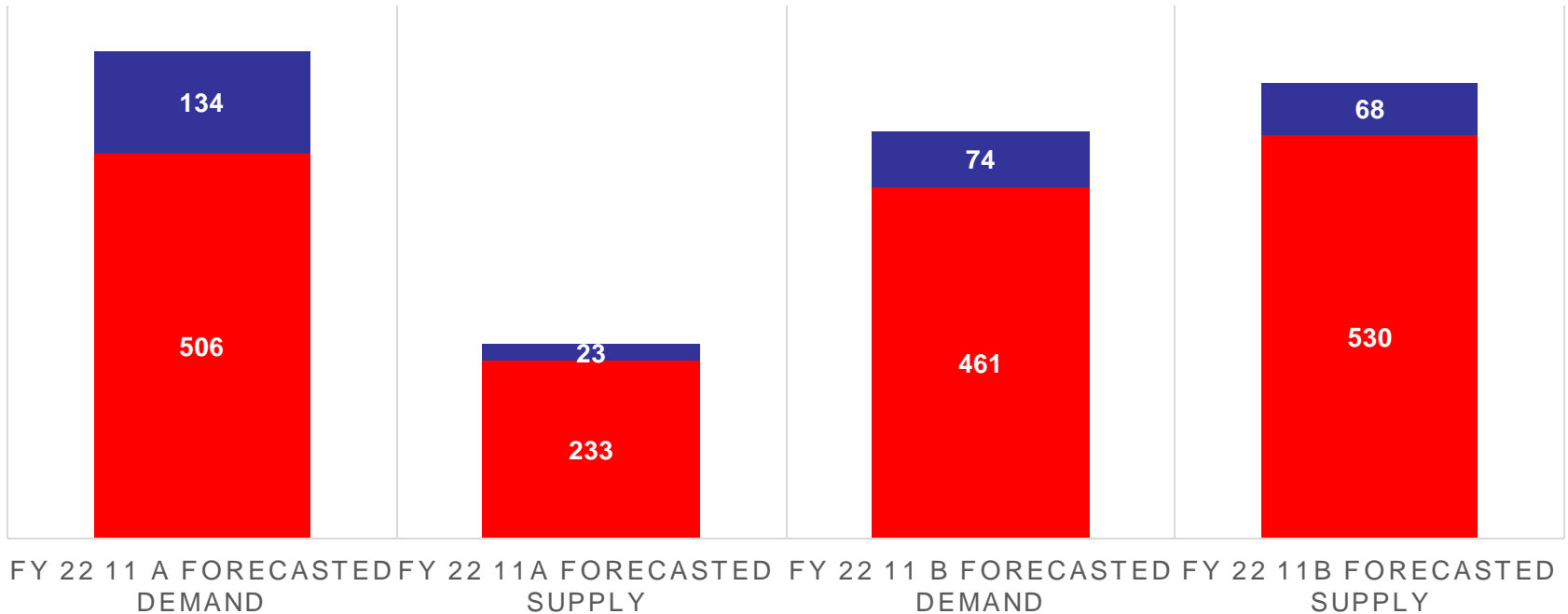
Areas where building capacity would make the most impact

- 11 A is projected to grow over 5% through the year 2022, this will lead to a continued shortage of foster homes in the area.
- Estimated daily demand through 2022 shows that 11A will not be able to meet demand for basic/moderate (54%) nor specialized/intense (17%) level of care children.
- This information has remained consistent since last year.
 - Areas Include- All of 11A
 - Nueces County
 - San Patricio County
 - All other rural 11- Bee, Refugio,



11A is only expected to meet 54% of the demand for the area while 11B is expected to exceed demand at 115%

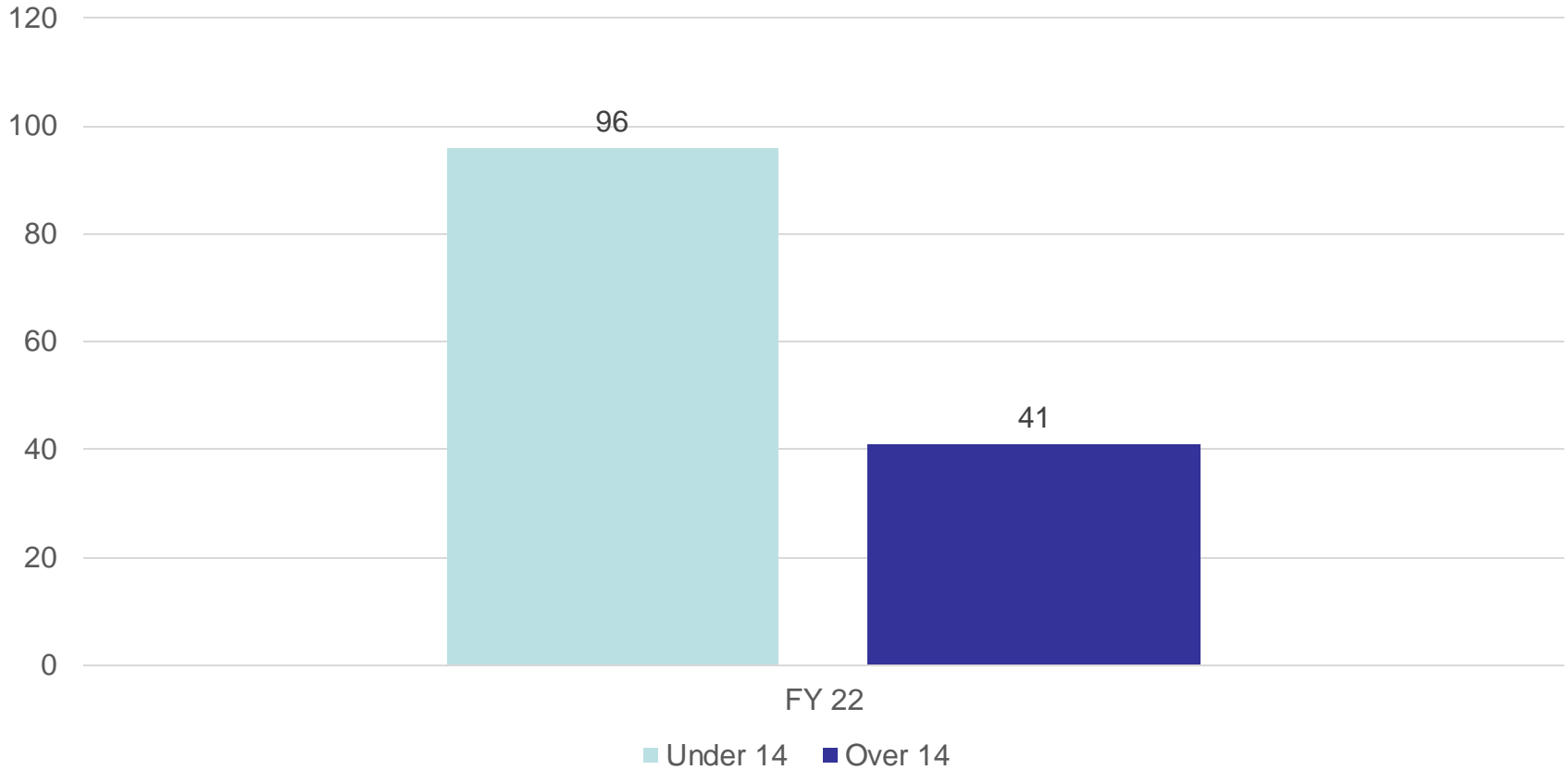
- ❖ 137 (2) bed homes needed for Basic/Moderate- with the majority being 14 and younger (96)
 - ❖ 56 (2) bed placements needed for Moderate/Intense
- Basic/Moderate ■ Specialized/Intense





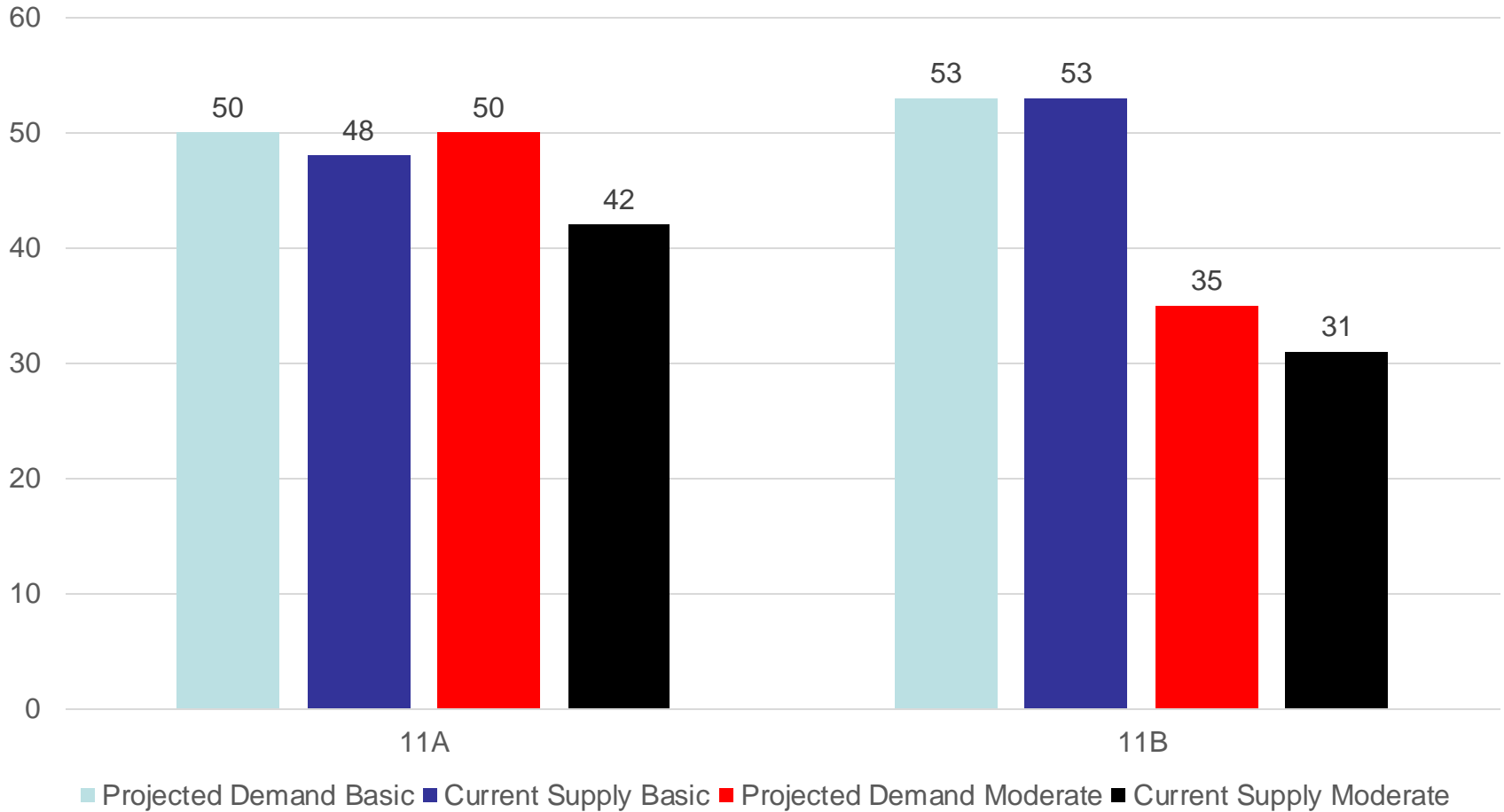
Projected Foster home shortage 11A basic/moderate (FY22)

Projected foster home shortage 11A- 2bed





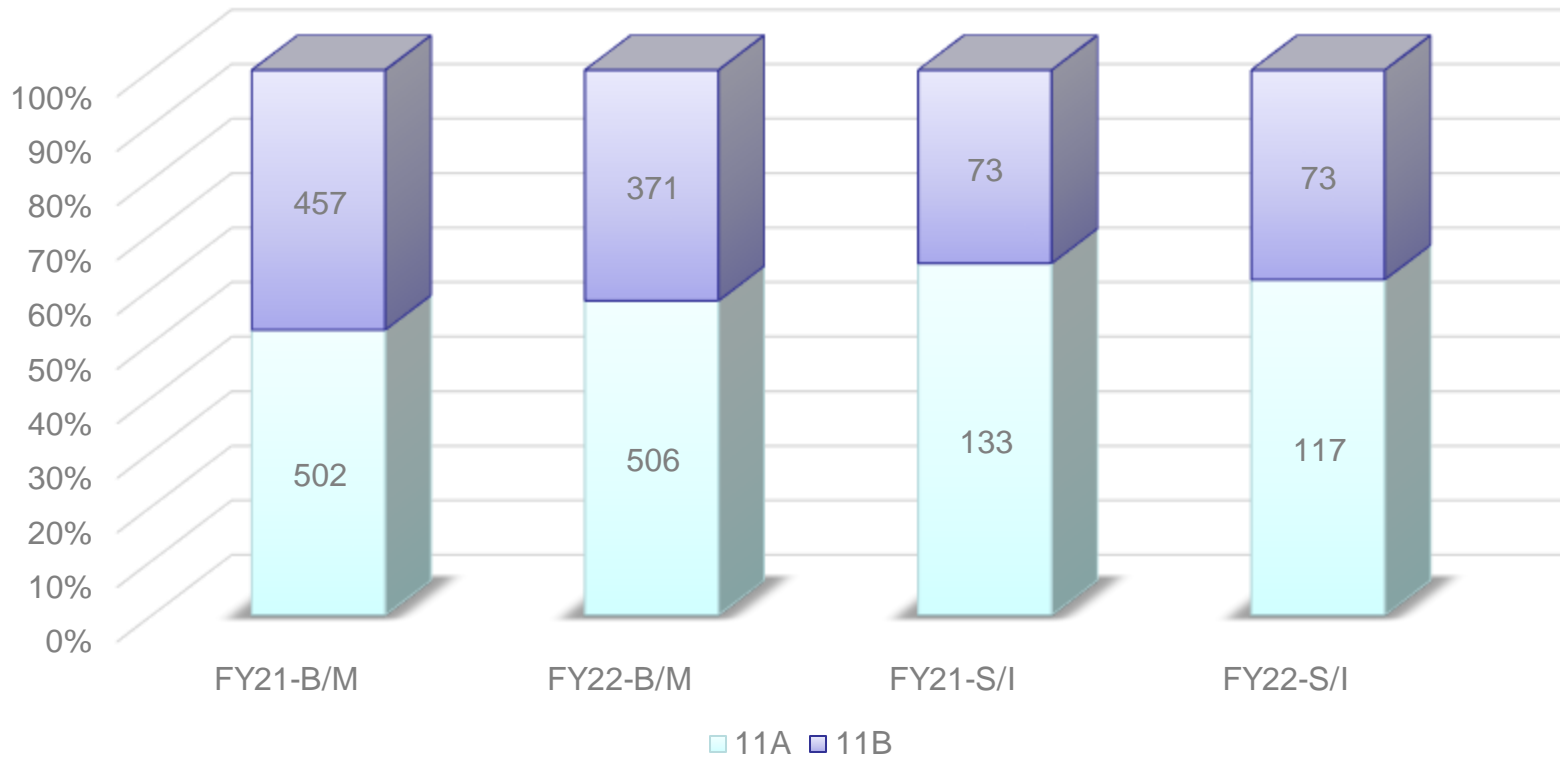
Youth age 14 or Older with a Basic or Moderate Service Level- 11A is demand is expected to exceed supply marginally.





11A will continue to have a higher need for Foster care placements .

Estimated Daily Need for Non-Relative Foster care placements





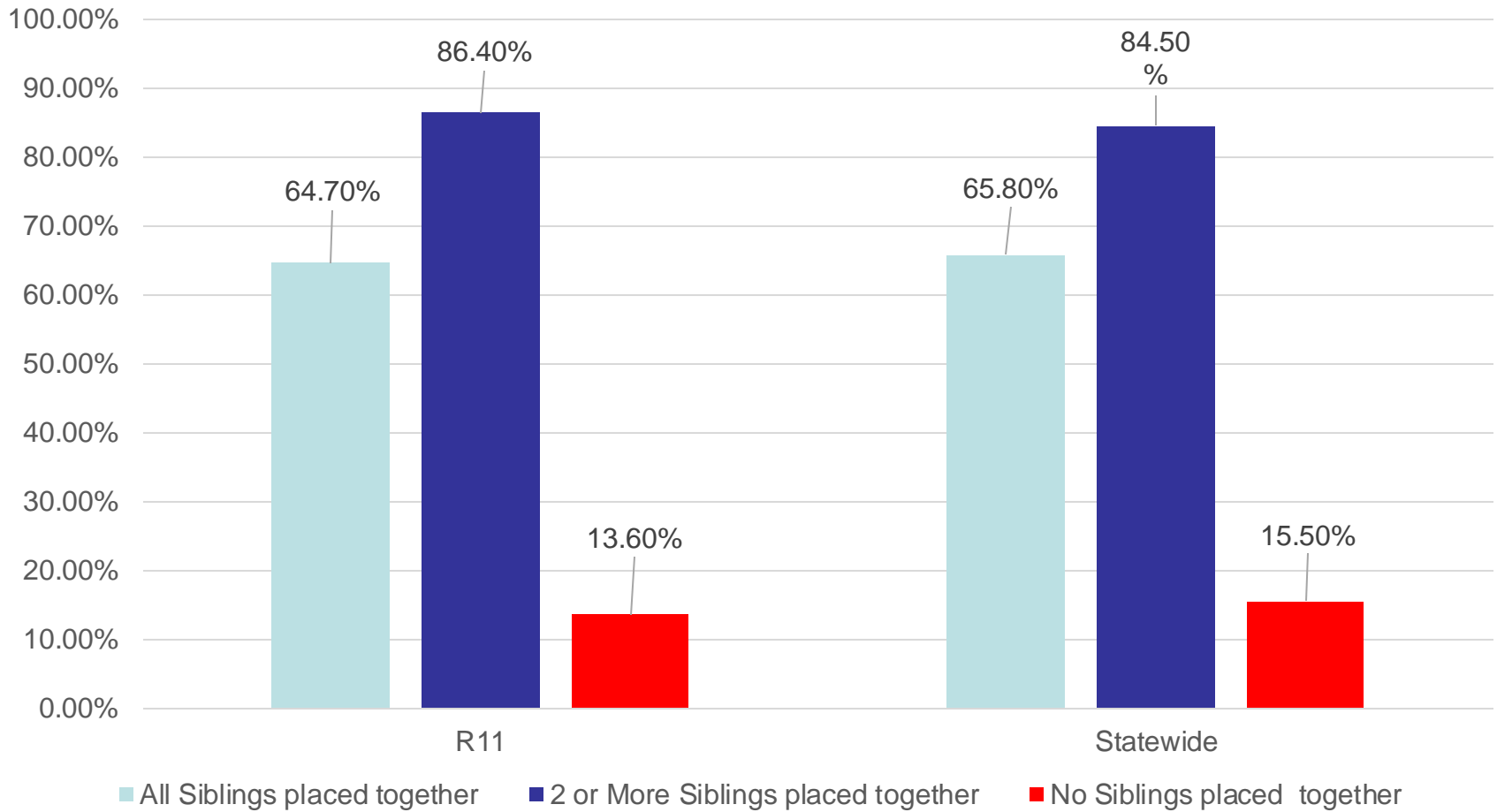
Placements with Kinship Caregivers

Child Legal Catchment	Children in Unverified Kinship Placements	Children in Kinship Foster Care	Total in Substitute Care	Rate of Kinship Placement
11a	462	6	1,143	41%
11b	391	7	996	40%
Statewide non-CBC	8,345	484	21,137	42%

- Region 11 ranks just below statewide average for Non-CBC placements
- Region 11 will continue to focus on kinship placements to ensure the supply vs. demand remains stabilized.

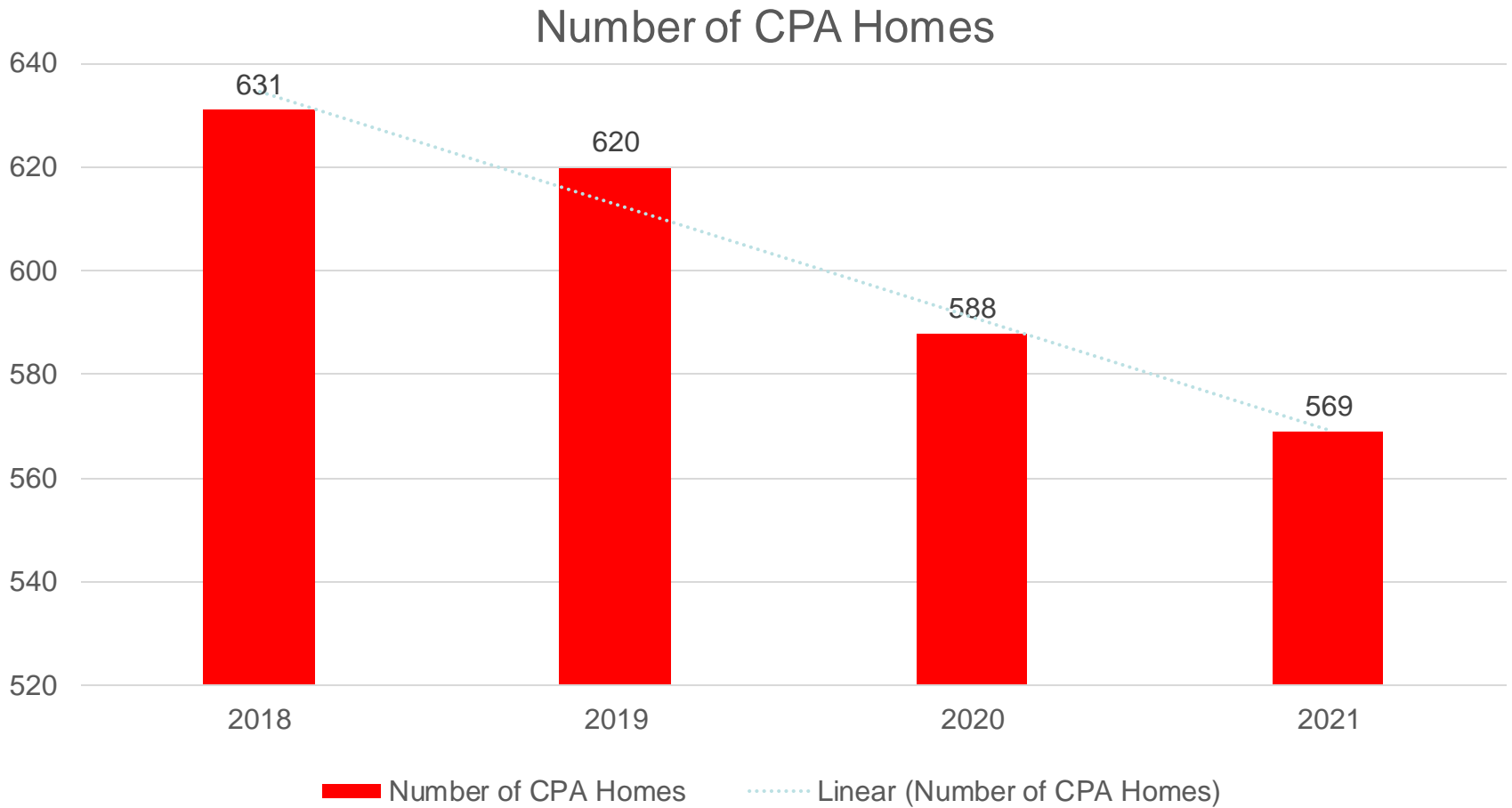


Sibling Placements - R11 is on par with statewide sibling placements.

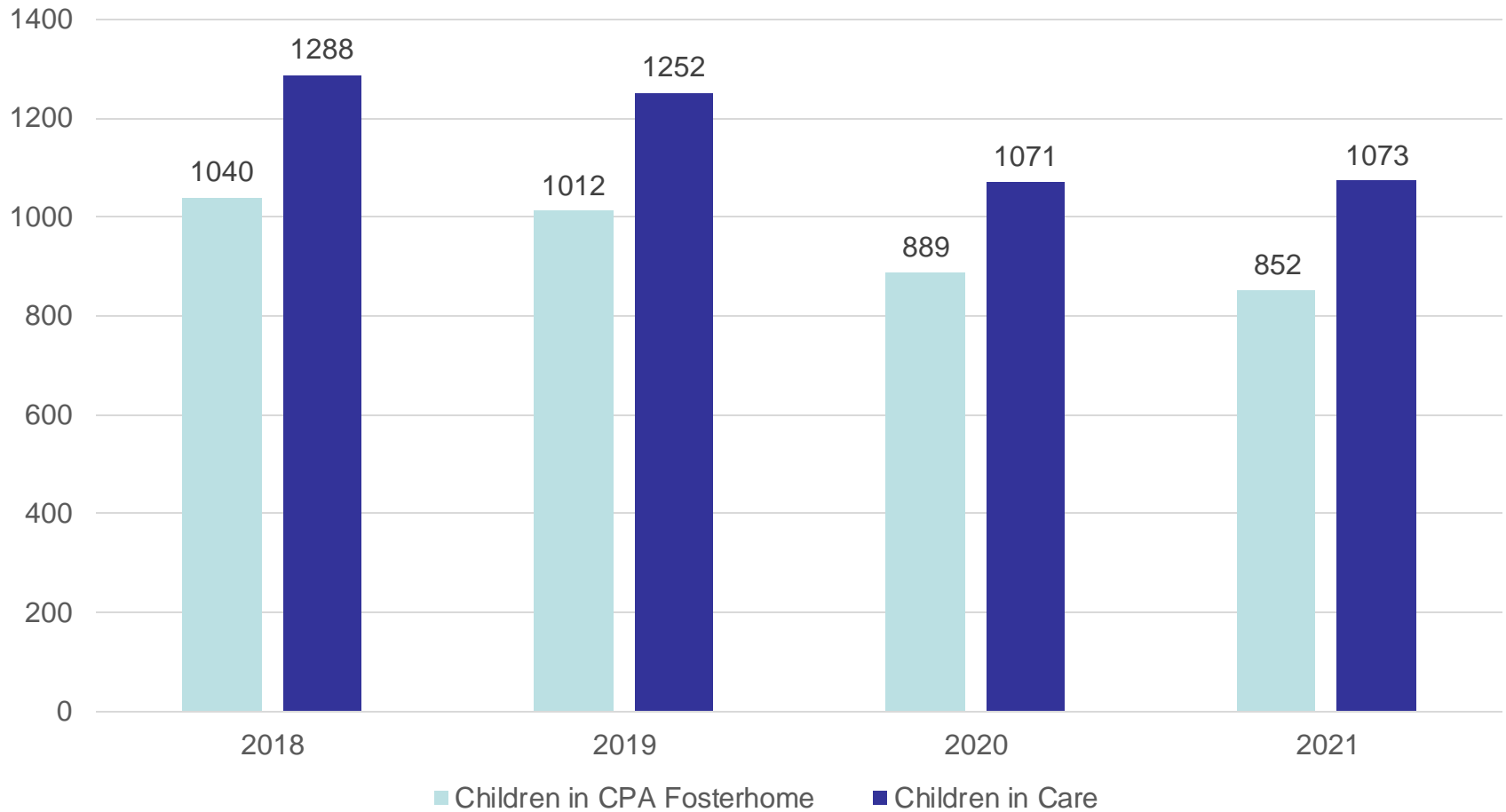




Number of CPA Homes in R11



Number of Children in CPA Placements VS. Number of Children in Care





Goals and Strategies

Capacity Strategic Plan 2020

Goal 1: Increase the number of Basic Foster Homes that accept children who have a basic service level ages 0 to 17

- **Objective 1.1: Area Child Welfare Boards will work with CPAs/CPS to raise awareness for the need for foster families in Region 11**
 - **Objective 1.2: Child Placing Agencies employees will work to increase the number of available beds for Region 11 children**
-

Capacity Strategic Plan 2020

Goal 2: Increase the likelihood that a CPA/GRO will accept a child when they have open beds and are able to meet the child's needs

- **Objective 2.1: Child Placing Agency employees will review internal policies**
- **Objective 2.2: Improve comfort level while interacting with Residential Child Care Licensing (RCCL)**
- **Objective 2.3: CPS management will allow staff to work outside of normal business hours in order to better accommodate the schedules of foster families**

- **Objective 2.4: CPS staff in Region 11 will put special emphasis on placing with safe kinship caregivers starting at the beginning of each case.**
 - **Objective 2.5: CPA Agencies new fiscal year begins January of 2020. At which time they will provide CPS will their new agency goals to increase foster care capacity in Region 11.**
-



TEXAS
Department of Family
and Protective Services

Thank You

Erica.Banuelos@dfps.texas.gov